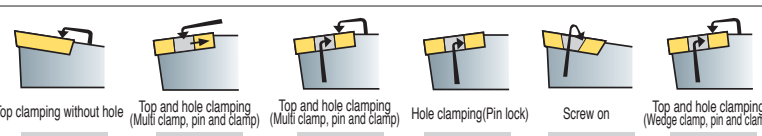


M S K N R 25 25 - M 12

- 1
Clamping Method of Insert
- 2
Insert Shape
- 3
Holder Style
- 4
Clearance Angle of Insert
- 5
Hand
- 6
Height of Shank
- 7
Width of Shank
- 8
Length of Holder
- 9
Length of Insert Cutting Edge

1 Clamping Method of Insert

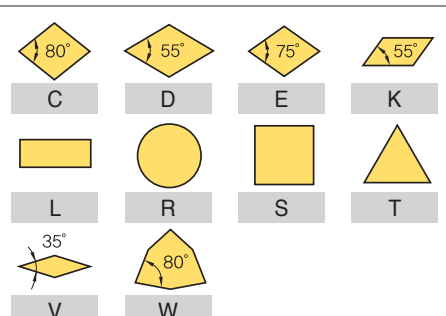
P S K N R 25 25 - M 12



C
D
M
P
S
W

2 Insert Shape

P S K N R 25 25 - M 12



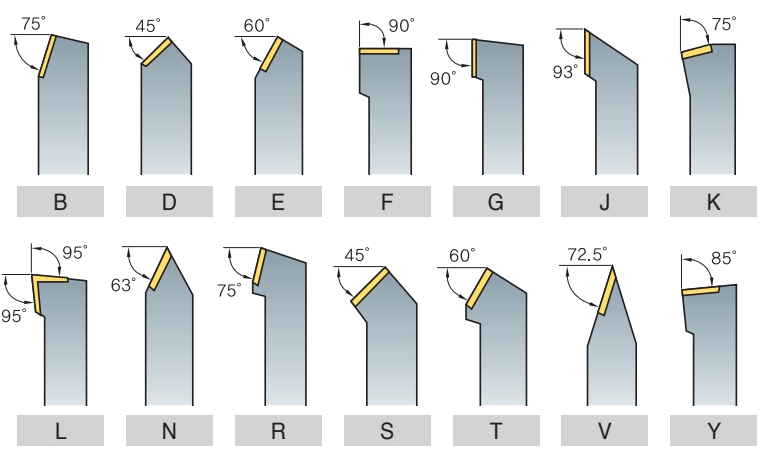
C
D
E
K

L
R
S
T

V
W

3 Holder Style

P S K N R 25 25 - M 12

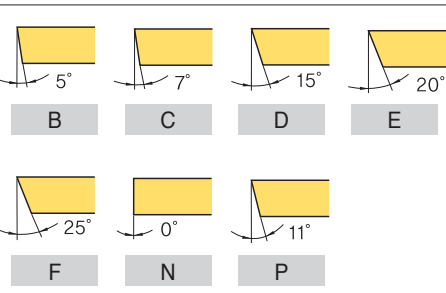


B
D
E
F
G
J
K

L
N
R
S
T
V
Y

4 Clearance Angle of Insert

P S K N R 25 25 - M 12

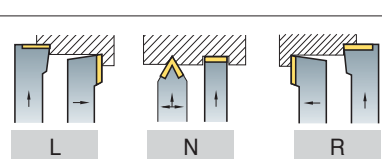


B
C
D
E

F
N
P

5 Hand

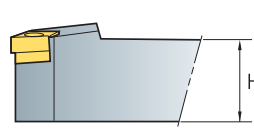
P S K N R 25 25 - M 12



L
N
R

6 Height of Shank


P S K N R 25 25 - M 12



H

7 Width of Shank

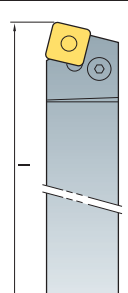
P S K N R 25 25 - M 12



W

8 Length of Holder

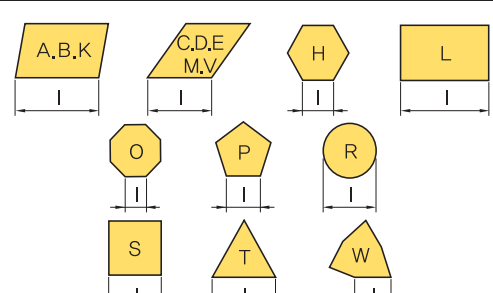
P S K N R 25 25 - M 12



A - 32	H - 100	Q - 180	X-Special Item
B - 40	J - 110	R - 200	
C - 50	K - 125	S - 250	
D - 60	L - 140	T - 300	
E - 70	M - 150	U - 350	
F - 80	N - 160	V - 400	
G - 90	P - 170	W - 450	

9 Length of Insert Cutting Edge

P S K N R 25 25 - M 12




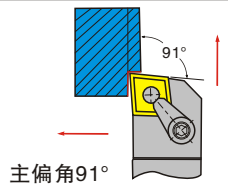
A,B,K
C,D,E
M,V
H
L

O
P
R

S
T
W

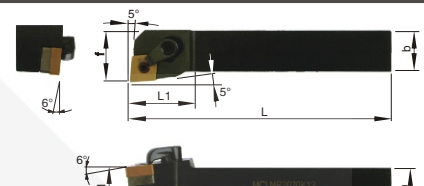
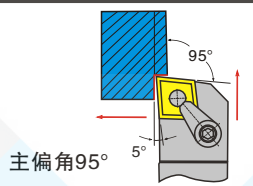
Turning Tool

■ MCFN型 外圆车削 端面车削




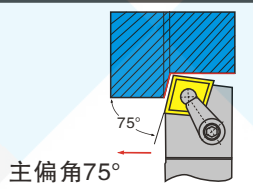

刀把型号 Ordering code	尺寸 Dimensions						刀片Insert	中心销 Pin	刀垫 Shim	扳手Wrench	双头螺丝 Screw	压板Clamp	Stock	
	h	b	L	L1	h1	f							R	L
MCFNR/L 1616H12	16	16	100	32	16	20	CN□□1204□□	CTM617	SC1204	PL25 PL30	ML625	HL1814	●	●
2020K12	20	20	125	32	20	25							●	●
2525M12	25	25	150	32	25	32							●	●
3232P12	32	32	170	32	32	40							●	●
3232P19	32	32	170	37	32	40	CN□□1906□□	CTM1022	SC1904	PL40	ML830	HL2217	●	●

■ MCLN型 外圆车削 端面车削



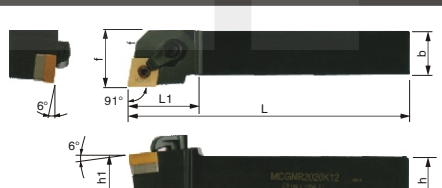
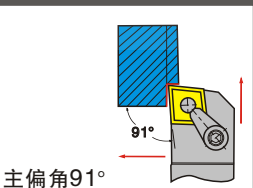

刀把型号 Ordering code	尺寸 Dimensions						刀片Insert	中心销 Pin	刀垫 Shim	扳手Wrench	双头螺丝 Screw	压板Clamp	Stock							
	h	b	L	L1	h1	f							R	L						
MCLNR/L 1616H12	16	16	100	32	16	20	CN..1204..	CTM617	SC1204	PL25 PL30	ML625	HL1814	●	●						
2020K12	20	20	125	32	20	25							●	●						
2525M12	25	25	150	32	25	32							●	●						
3232P12	32	32	170	32	32	40							●	●						
2525M16	25	25	150	37	25	32	CN..1606..	CTM822	SC1604	PL30 PL40	ML830	HL2217	●	○						
3232P16	32	32	170	37	32	40							●	○						
3232P19	32	32	170	37	32	40							CN..1906..	CTM1022	SC1904	PL40	ML830	HL2217	●	○
4040R19	40	40	200	38	40	50													●	○

■ MCBN型 外圆车削



刀把型号 Ordering code	尺寸 Dimensions						刀片Insert	中心销 Pin	刀垫 Shim	扳手Wrench	双头螺丝 Screw	压板Clamp	Stock	
	h	b	L	L1	h1	f							R	L
MCBNR/L 2020K12	20	20	125	32	20	17	CN..1204..	CTM617	SC1204	PL25 PL30	ML625	HL1814	●	●
2525M12	25	25	150	32	25	22							●	●
3232P12	32	32	170	32	32	27							●	●
2525M16	25	25	150	37	25	22	CN..1606..	CTM822	SC1604	PL30 PL40	ML830	HL2217	●	●
3232P16	32	32	170	37	32	27							●	●
3232P19	32	32	170	37	32	27							CN..1906..	CTM1022

■ MCGN型 外圆车削 端面车削




刀把型号 Ordering code	尺寸 Dimensions						刀片Insert	中心销 Pin	刀垫 Shim	扳手Wrench	双头螺丝 Screw	压板Clamp	Stock	
	h	b	L	L1	h1	f							R	L
MCGNR/L 1616H12	16	16	100	32	16	20	CN..1204..	CTM617	SC1204	PL25 PL30	ML625	HL1814	●	●
2020K12	20	20	125	32	20	25							●	●
2525M12	25	25	150	32	25	32							●	●
3232P12	32	32	170	32	32	40							●	●

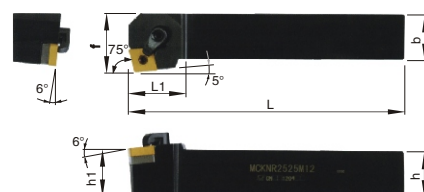
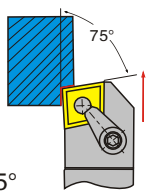
外圆车削 | Turning Tool

■ MCKN型

端面车削



主偏角75°



刀把型号 Ordering code	尺寸 Dimensions						刀片 Insert	中心销 Pin	刀垫 Shim	扳手 Wrench	双头螺丝 Screw	压板 Clamp	Stock	
	h	b	L	L1	h1	f							R	L
MCKNR/L 1616H12	16	16	100	32	16	20	CN..1204..	CTM617	SC1204	PL25 PL30	ML625	HL1814	●	●
2020K12	20	20	125	32	20	25							●	●
2525M12	25	25	150	32	25	32							●	●
3232P12	32	32	170	32	32	40	CN..1606..	CTM822	PL30 PL40	ML830	HL2217	●	●	
2525M16	25	25	150	37	25	32						●	●	
3232P16	32	32	170	37	32	40						●	○	
3232P19	32	32	170	37	32	50	CN..1906..	CTM1022	SC1904	PL40	ML830		●	○

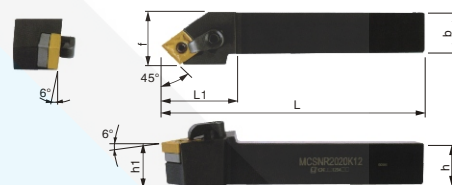
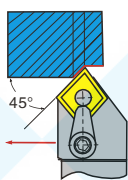
■ MCSN型

外圆车削

45度倒角



主偏角45°



刀把型号 Ordering code	尺寸 Dimensions						刀片 Insert	中心销 Pin	刀垫 Shim	扳手 Wrench	双头螺丝 Screw	压板 Clamp	Stock	
	h	b	L	L1	h1	f							R	L
MCSNR/L 1616H12	16	16	100	32	16	20	CN..1204..	CTM617	SC1204	PL25 PL30	ML625	HL1814	●	●
2020K12	20	20	125	32	20	25							●	●
2525M12	25	25	150	32	25	32							●	●
3232P12	32	32	170	32	32	40							●	●


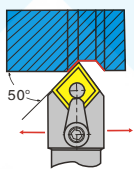
■ MCMNN-80型

外圆车削

50度倒角



主偏角50°

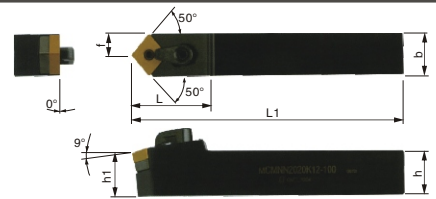
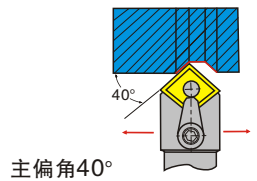


刀把型号 Ordering code	尺寸 Dimensions						刀片 Insert	中心销 Pin	刀垫 Shim	扳手 Wrench	双头螺丝 Screw	压板 Clamp	Stock	
	h	b	L	L1	h1	f							R	L
MCMNN 1616H12-80	16	16	100	35	16	8	CN..1204..	CTM617	SC1204	PL25 PL30	ML625	HL1814	●	
2020K12-80	20	20	125	35	20	10							●	
2525M12-80	25	25	150	38	25	12.5							●	
3232P12-80	32	32	170	38	32	16	CN..1606..	CTM822	SC1604	PL30 PL40	ML830	HL2217	●	
2525M16-80	25	25	150	43	25	12.5							●	
3232P16-80	32	32	170	43	32	16							●	
3232P19-80	32	32	170	45	32	16	CN..1906..	CTM1022	SC1904	PL40	ML830		●	

外圆车削 | Turning Tool

■ MCMNN-100型

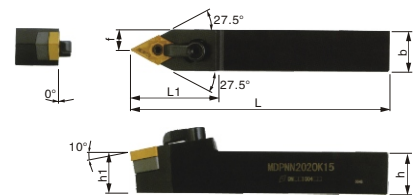
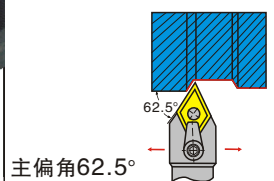
外圆车削
40度倒角



刀把型号 Ordering code	尺寸 Dimensions						刀片Insert	中心销 Pin	刀垫 Shim	扳手Wrench	双头螺丝 Screw	压板Clamp	Stock	
	h	b	L	L1	h1	f							R	L
MCMNN 1616H12-100	16	16	100	35	16	8	CN..1204..	CTM617	SC1204	PL25 PL30	ML625	HL1814	●	●
2020K12-100	20	20	125	35	20	10							●	●
2525M12-100	25	25	150	38	25	12.5							●	●
3232P12-100	32	32	170	38	32	16	CN..1606..	CTM822	SC1604	PL30 PL40	ML830	HL2217	●	●
2525M16-100	25	25	150	43	25	12.5							●	●
3232P16-100	32	32	170	43	32	16							●	●
3232P19-100	32	32	170	45	32	16	CN..1906..	CTM1022	SC1904	PL40	ML830		●	●

■ MDPNN型

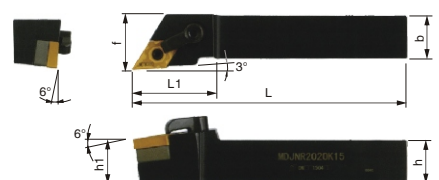
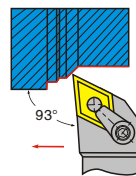
外圆车削



刀把型号 Ordering code	尺寸 Dimensions						刀片Insert	中心销 Pin	刀垫 Shim	扳手Wrench	双头螺丝 Screw	压板Clamp	Stock	
	h	b	L	L1	h1	f							R	L
MDPNN 1616H11	16	16	100	31.5	16	8	DN..1104..	CTM513	SD1103	PL20 PL30	ML625	HL2114	●	●
2020K11	20	20	125	33	20	10							●	●
2525M11	25	25	150	33	25	12.5							●	●
1616H15	32	32	170	31.5	32	8	DN..1504.. DN..1506..	CTM619	SD1506 SD1504	PL25 PL30	ML625	HL2114	●	●
2020K15	25	25	150	39	25	10							●	●
2525M15	32	32	170	40	32	12.5							●	●
3232P15	32	32	170	42	32	16							●	●

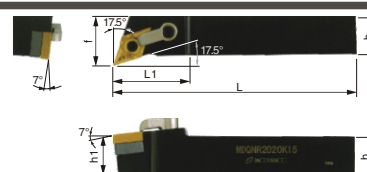
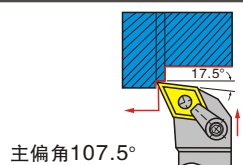

■ MDJN型

外圆车削




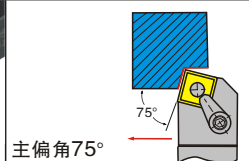

刀把型号 Ordering code	尺寸 Dimensions						刀片Insert	中心销 Pin	刀垫 Shim	扳手Wrench	双头螺丝 Screw	压板Clamp	Stock	
	h	b	L	L1	h1	f							R	L
MDJNR/L 1616H11	16	16	100	31.5	16	20	DN..1104..	CTM513	SD1103	PL20 PL30	ML625	HL2114	●	●
2020K11	20	20	125	33	20	25							●	●
2525M11	25	25	150	33	25	32							●	●
1616H15	32	32	170	31.5	32	20	DN..1504.. DN..1506..	CTM619	SD1506 SD1504	PL25 PL30	ML625	HL2114	●	●
2020K15	25	25	150	39	25	25							●	●
2525M15	32	32	170	40	32	32							●	●
3232P15	32	32	170	42	32	40							●	●

MDQN型 外圆车削



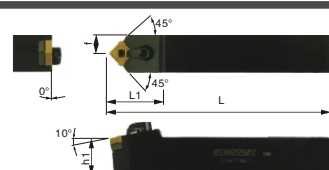
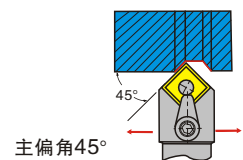
刀把型号 Ordering code	尺寸 Dimensions						刀片Insert	中心销 Pin	刀垫 Shim	扳手Wrench	双头螺丝 Screw	压板Clamp	Stock	
	h	b	L	L1	h1	f							R	L
MDQNR/L 1616H11	16	16	100	31.5	16	20	DN..1104..	CTM513	SD1103	PL20 PL30	ML625	HL2114	●	●
2020K11	20	20	125	33	20	25							●	●
2525M11	25	25	150	33	25	32							●	●
1616H15	32	32	170	31.5	32	20	DN..1504.. DN..1506..	CTM619	SD1506 SD1504	PL25 PL30	ML625	HL2114	●	●
2020K15	25	25	150	39	25	25							●	●
2525M15	32	32	170	40	32	32							●	●
3232P15	32	32	170	42	32	40							●	●

MSBNR型 外圆车削



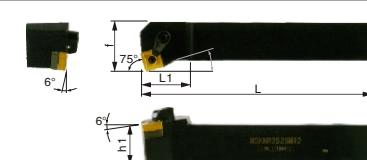
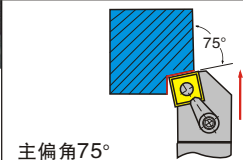
刀把型号 Ordering code	尺寸 Dimensions						刀片Insert	中心销 Pin	刀垫 Shim	扳手Wrench	双头螺丝 Screw	压板Clamp	Stock	
	h	b	L	L1	h1	f							R	L
MSBNR/L 1616H12	16	16	100	32	16	13	SN..1204..	CTM617	MS1204	PL25 PL30	ML625	HL1814	●	●
2020K12	20	20	125	32	20	17							●	●
2525M12	25	25	150	32	25	22							●	●
3232P12	32	32	170	32	32	27							●	●
3232P19	32	32	170	37	32	27	SN..1906..	CTM1022	MS1904	PL40	ML830	HL2217	○	○
4040R19	40	40	200	40	40	35							○	○

MSDNN型 外圆车削




刀把型号 Ordering code	尺寸 Dimensions						刀片Insert	中心销 Pin	刀垫 Shim	扳手Wrench	双头螺丝 Screw	压板Clamp	Stock	
	h	b	L	L1	h1	f							R	L
MSDNN 1616H12	16	16	100	35	16	8	SN..1204..	CTM617	MS1204	PL25 PL30	ML625	HL1814	●	●
2020K12	20	20	125	35	20	10							●	●
2525M12	25	25	150	35	25	12.5							●	●
3232P12	32	32	170	35	32	16							●	●
2525M15	25	25	150	40	25	12.5	SN..1506..	CTM822	MS1504	PL30 PL40	ML830	HL2217	○	○
3232P15	32	32	170	40	32	16							○	○
3232P19	32	32	170	40	32	16	SN..1906..	CTM1022	MS1904	PL40	ML830	HL2217	○	○
4040R19	40	40	200	40	40	20							○	○

MSKNR型 外圆车削


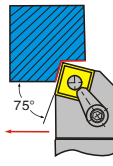


刀把型号 Ordering code	尺寸 Dimensions						刀片Insert	中心销 Pin	刀垫 Shim	扳手Wrench	双头螺丝 Screw	压板Clamp	Stock	
	h	b	L	L1	h1	f							R	L
MSKNR/L 1616H12	16	16	100	35	16	20	SN..1204..	CTM617	MS1204	PL25 PL30	ML625	HL1814	●	●
2020K12	20	20	125	35	20	25							●	●
2525M12	25	25	150	35	25	32							●	●
3232P12	32	32	170	35	32	40							●	●
2525M15	25	25	150	40	25	32	SN..1506..	CTM822	MS1504	PL30 PL40	ML830	HL2217	○	○
3232P15	32	32	170	40	32	40							○	○
3232P19	32	32	170	40	32	40	SN..1906..	CTM1022	MS1904	PL40	ML830	HL2217	○	○
4040R19	40	40	200	40	40	50							○	○

MSRNR型 外圆车削




主偏角75°

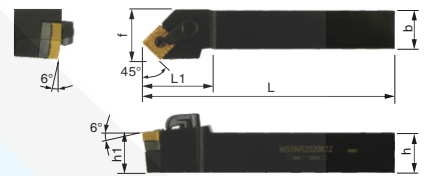
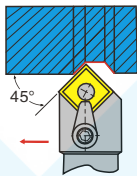


刀把型号 Ordering code	尺寸 Dimensions						刀片Insert	中心销 Pin	刀垫 Shim	扳手Wrench	双头螺丝 Screw	压板Clamp	Stock	
	h	b	L	L1	h1	f							R	L
MSRNR/L 1616H12	16	16	100	35	16	20	SN..1204..	CTM617	MS1204	PL25 PL30	ML625	HL1814	●	●
2020K12	20	20	125	35	20	25							●	●
2525M12	25	25	150	35	25	32							●	●
3232P12	32	32	170	35	32	40							●	●
2525M15	25	25	150	40	25	32	SN..1506..	CTM822	MS1504	PL30 PL40	ML830	HL2217	○	○
3232P15	32	32	170	40	32	40							○	○
3232P19	32	32	170	40	32	40							○	○
4040R19	40	40	200	40	40	50	SN..1906..	CTM1022	MS1904	PL40	ML830	HL2217	○	○

MSSNR型 外圆车削



主偏角45°

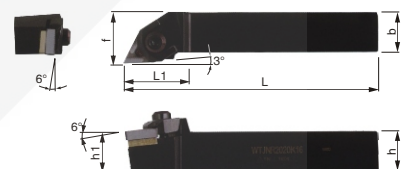
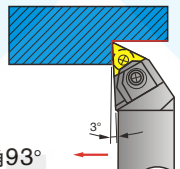


刀把型号 Ordering code	尺寸 Dimensions						刀片Insert	中心销 Pin	刀垫 Shim	扳手Wrench	双头螺丝 Screw	压板Clamp	Stock	
	h	b	L	L1	h1	f							R	L
MSSNR/L 1616H12	16	16	100	35	16	20	SN..1204..	CTM617	MS1204	PL25 PL30	ML625	HL1814	●	●
2020K12	20	20	125	35	20	25							●	●
2525M12	25	25	150	35	25	32							●	●
3232P12	32	32	170	35	32	40							●	●
2525M15	25	25	150	40	25	32	SN..1506..	CTM822	MS1504	PL30 PL40	ML830	HL2217	○	○
3232P15	32	32	170	40	32	40							○	○
3232P19	32	32	170	40	32	40							○	○
4040R19	40	40	200	40	40	50	SN..1906..	CTM1022	MS1904	PL40	ML830	HL2217	○	○

WTJNR型 外圆车削



主偏角93°


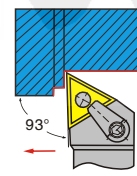


刀把型号 Ordering code	尺寸 Dimensions						刀片Insert	中心销 Pin	刀垫 Shim	扳手Wrench	压板螺丝 Screw	压板Clamp	Stock	
	h	b	L	L1	h1	f							R	L
WTJNR/L 1616H16	16	16	100	32	16	22	TN..1604..	CT515-T	ST1603	L2.5 L4.0	M5 x 23	HLT-16	●	●
2020K16	20	20	125	32	20	25							●	●
2525M16	25	25	150	34	25	32							●	●
3232P16	32	32	170	34	32	40							●	●

MTJNR型 外圆车削



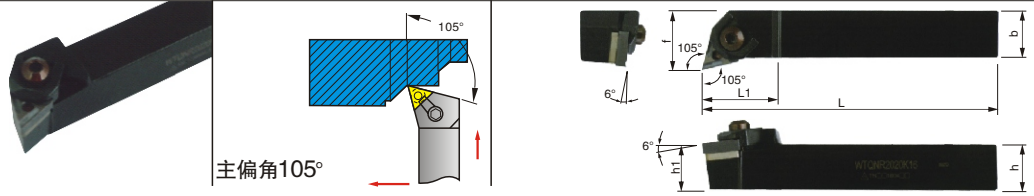
主偏角93°



刀把型号 Ordering code	尺寸 Dimensions						刀片Insert	中心销 Pin	刀垫 Shim	扳手Wrench	双头螺丝 Screw	压板Clamp	Stock	
	h	b	L	L1	h1	f							R	L
MTJNR/L 1616H16	16	16	100	30	16	20	TN..1604..	CTM513	ST1603	PL20 PL30	ML625	HL1814	●	●
2020K16	20	20	125	28	20	25							●	●
2525M16	25	25	150	30	25	32							●	●
3232P16	32	32	170	30	32	40							●	●
2525M22	25	25	150	36	25	32	TN..2204..	CTM617	ST2204	PL25 PL40	ML830	HL1917	○	○
3232P22	32	32	170	36	32	40							○	○
4040R22	40	40	200	40	32	50							○	○

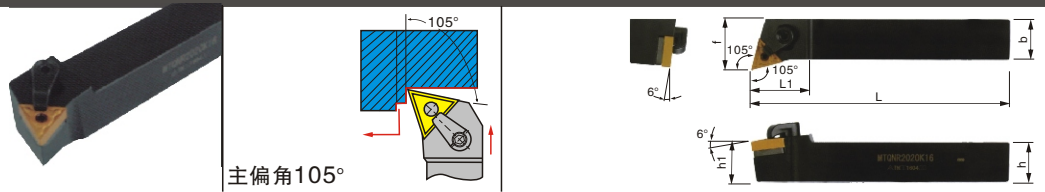
外圆车削 | Turning Tool

WTQN型 外圆车削



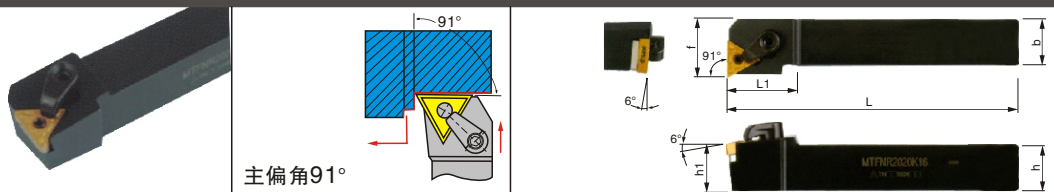
刀把型号 Ordering code	尺寸 Dimensions						刀片 Insert	中心销 Pin	刀垫 Shim	扳手 Wrench	压板螺丝 Screw	压板 Clamp	Stock	
	h	b	L	L1	h1	f							R	L
WTQNR/L 2020K16	20	20	125	32	20	25	TN..1604..	CT515-T	ST1603	L2.5 L4.0	M5 x 23	HLT-16	●	●
2525M16	25	25	150	32	25	32							●	●
3232P16	32	32	170	32	32	40							●	●

MTQN型 外圆车削



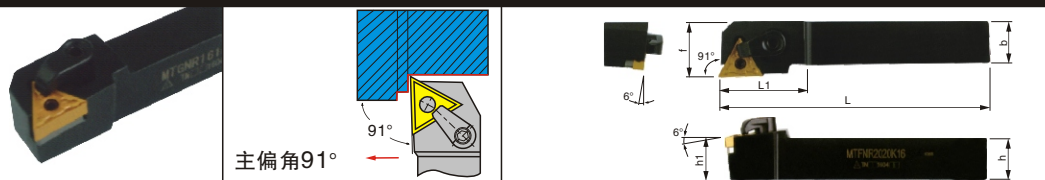
刀把型号 Ordering code	尺寸 Dimensions						刀片 Insert	中心销 Pin	刀垫 Shim	扳手 Wrench	双头螺丝 Screw	压板 Clamp	Stock	
	h	b	L	L1	h1	f							R	L
MTQNR/L 1616H16	16	16	100	30	16	20	TN..1604..	CTM513	ST1603	PL20 PL30	ML625	HL1814	●	●
2020K16	20	20	125	28	20	25							●	●
2525M16	25	25	150	30	25	32							●	●
3232P16	32	32	170	30	32	40							●	●
2525M22	25	25	150	36	25	32	TN..2204..	CTM617	ST2204	PL25 PL40	ML830	HL1917	○	○
3232P22	32	32	170	36	32	40							○	○

MTFN型 外圆车削



刀把型号 Ordering code	尺寸 Dimensions						刀片 Insert	中心销 Pin	刀垫 Shim	扳手 Wrench	双头螺丝 Screw	压板 Clamp	Stock	
	h	b	L	L1	h1	f							R	L
MTFNRL/L 1616H16	16	16	100	30	16	20	TN..1604..	CTM513	ST1603	PL20 PL30	ML625	HL1814	●	●
2020K16	20	20	125	28	20	25							●	●
2525M16	25	25	150	30	25	32							●	●
3232P16	32	32	170	30	32	40							●	●
2525M22	25	25	150	36	25	32	TN..2204..	CTM617	ST2204	PL25 PL40	ML830	HL1917	○	○
3232P22	32	32	170	36	32	40							○	○


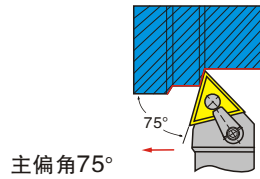
MTGN型 外圆车削



刀把型号 Ordering code	尺寸 Dimensions						刀片 Insert	中心销 Pin	刀垫 Shim	扳手 Wrench	双头螺丝 Screw	压板 Clamp	Stock	
	h	b	L	L1	h1	f							R	L
MTGNRL/L 1616H16	16	16	100	30	16	20	TN..1604..	CTM513	ST1603	PL20 PL30	ML625	HL1814	●	●
2020K16	20	20	125	28	20	25							●	●
2525M16	25	25	150	30	25	32							●	●
3232P16	32	32	170	30	32	40							●	●
2525M22	25	25	150	36	25	32	TN..2204..	CTM617	ST2204	PL25 PL40	ML830	HL1917	○	○
3232P22	32	32	170	36	32	40							○	○

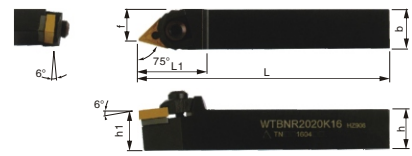
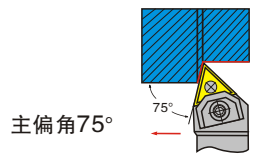

外圆车削 | Turning Tool

■ MTBN型 外圆车削



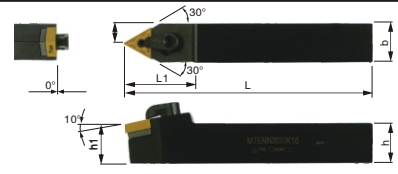
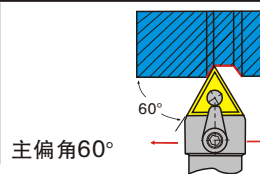

刀把型号 Ordering code	尺寸 Dimensions						刀片Insert	中心销 Pin	刀垫 Shim	扳手Wrench	双头螺丝 Screw	压板Clamp	Stock	
	h	b	L	L1	h1	f							R	L
MTBNR/L 1616H16	16	16	100	28	16	15.5	TN..1604..	CTM513	ST1603	PL20 PL30	ML625	HL1814	●	●
2020K16	20	20	125	28	20	15.5							●	●
2525M16	25	25	150	30	25	20.5							●	●

■ WTBN型 外圆车削



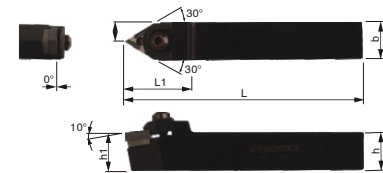
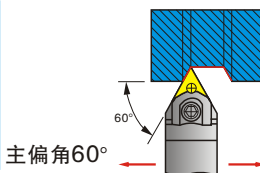
刀把型号 Ordering code	尺寸 Dimensions						刀片Insert	中心销 Pin	刀垫 Shim	扳手Wrench	压板螺丝 Screw	压板Clamp	Stock	
	h	b	L	L1	h1	f							R	L
WTBNR/L 1616H16	16	16	100	31.5	16	15.5	TN..1604..	CTM515-T	ST1603	PL20 PL30	ML625	HLT-16	●	●
2020K16	20	20	125	33	20	15.5							●	●
2525M16	25	25	150	33	25	20.5							●	●
3232P16	32	32	170	33	32	27.5							●	●

■ MTENN型 外圆车削



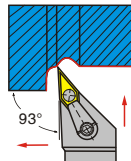
刀把型号 Ordering code	尺寸 Dimensions						刀片Insert	中心销 Pin	刀垫 Shim	扳手Wrench	双头螺丝 Screw	压板Clamp	Stock	
	h	b	L	L1	h1	f							R	L
MTENN 1616H16	16	16	100	30	16	20	TN..1604..	CTM513	ST1603	PL20 PL30	ML625	HL1814	●	●
2020K16	20	20	125	28	20	25							●	●
2525M16	25	25	150	30	25	32							●	●
3232P16	32	32	170	30	32	40							●	●
2525M22	25	25	150	36	25	32							○	○
3232P22	32	32	170	36	32	40	○	○						

■ WTENN型 外圆车削

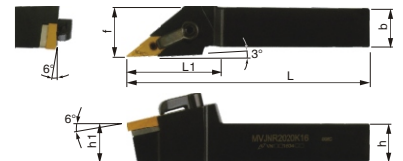


刀把型号 Ordering code	尺寸 Dimensions						刀片Insert	中心销 Pin	刀垫 Shim	扳手Wrench	压板螺丝 Screw	压板Clamp	Stock	
	h	b	L	L1	h1	f							R	L
WTENN 2020K16	20	20	125	36	20	10	TN..1604..	CT515-T	ST1603	L2.5 L4.0	M5×23	HLT-16	●	●
2525M16	25	25	150	36	25	12.5							●	●
3232P16	32	32	170	36	32	16							●	●

MVJN型 外圆车削

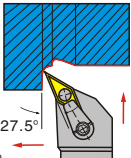


主偏角93°




刀把型号 Ordering code	尺寸 Dimensions						刀片Insert	中心销 Pin	刀垫 Shim	扳手Wrench	双头螺丝 Screw	压板Clamp	Stock	
	h	b	L	L1	h1	f							R	L
MVJNR/L 1616H16	16	16	100	30	16	20	VN..1604..	CTM513	SV1603	PL20 PL30	ML625	HL2414	●	●
2020K16	20	20	125	28	20	25							●	●
2525M16	25	25	150	30	25	32							●	●
3232P16	32	32	170	30	32	40							●	●

MVQN型 外圆车削

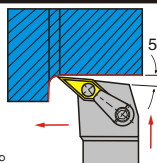


主偏角117.5°

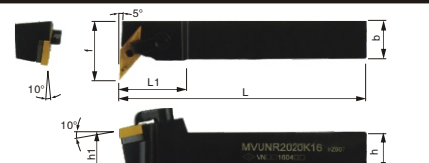


刀把型号 Ordering code	尺寸 Dimensions						刀片Insert	中心销 Pin	刀垫 Shim	扳手Wrench	双头螺丝 Screw	压板Clamp	Stock	
	h	b	L	L1	h1	f							R	L
MVQNR/L 1616H16	16	16	100	30	16	20	VN..1604..	CTM513	SV1603	PL20 PL30	ML625	HL2414	●	●
2020K16	20	20	125	28	20	25							●	●
2525M16	25	25	150	30	25	32							●	●
3232P16	32	32	170	30	32	40							●	●

MVUN型 外圆车削

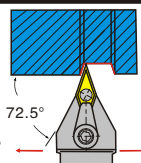


主偏角95°

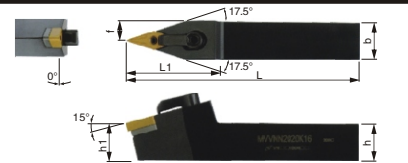


刀把型号 Ordering code	尺寸 Dimensions						刀片Insert	中心销 Pin	刀垫 Shim	扳手Wrench	双头螺丝 Screw	压板Clamp	Stock	
	h	b	L	L1	h1	f							R	L
MVUNR/L 2020K16	20	20	125	28	20	25	VN..1604..	CTM513	SV1603	PL20 PL30	ML625	HL2414	●	●
2525M16	25	25	150	30	25	32							●	●
3232P16	32	32	170	30	32	40							●	●

MVVN型 外圆车削


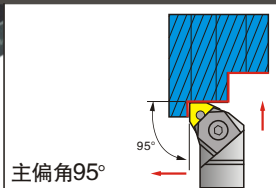


主偏角72.5°



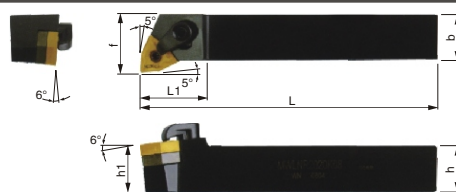
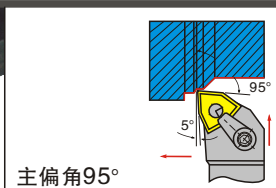
刀把型号 Ordering code	尺寸 Dimensions						刀片Insert	中心销 Pin	刀垫 Shim	扳手Wrench	双头螺丝 Screw	压板Clamp	Stock	
	h	b	L	L1	h1	f							R	L
MVVNN 1616H16	16	16	100	30	16	10	VN..1604..	CTM513	SV1603	PL20 PL30	ML625	HL2414	●	●
2020K16	20	20	125	28	20	10							●	●
2525M16	25	25	150	30	25	12.5							●	●
3232P16	32	32	170	30	32	16							●	●

WWLNR型 外圆车削



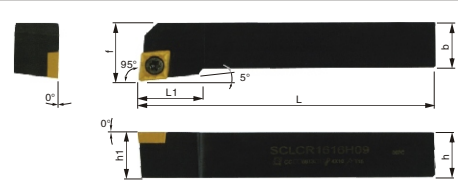
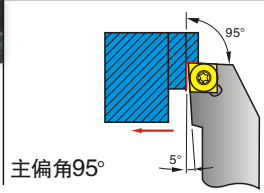

刀把型号 Ordering code	尺寸 Dimensions						刀片Insert	中心销 Pin	刀垫 Shim	扳手Wrench	压板螺丝 Screw	压板Clamp	Stock	
	h	b	L	L1	h1	f							R	L
WWLNR/L 1616H08	16	16	100	38	16	20	WN..0804..	CT618-W	SW0804	PL30 PL40	M6 x 25	HLW-08	●	●
2020K08	20	20	125	38	20	25							●	●
2525M08	25	25	150	38	25	32							●	●
3232P08	32	32	170	38	32	40							●	●

MWLNR型 外圆车削



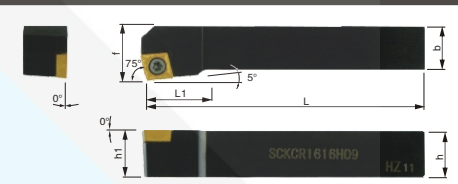
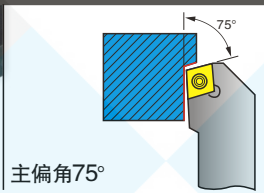

刀把型号 Ordering code	尺寸 Dimensions						刀片Insert	中心销 Pin	刀垫 Shim	扳手Wrench	双头螺丝 Screw	压板Clamp	Stock	
	h	b	L	L1	h1	f							R	L
MWLNR/L 1616H06	16	16	100	31.5	16	20	WN..0604..	CTM513	SW0603	PL20 PL30	ML 625	HL1814	●	●
2020K06	20	20	125	33	20	25						●	●	
2525M06	25	25	150	33	25	32						●	●	
1616H08	16	16	100	31.5	16	20	WN..0804..	CTM617	SW0804	PL25 PL30		HL1814	●	●
2020K08	20	20	125	39	20	25						●	●	
2525M08	25	25	150	40	25	32						●	●	
3232P08	32	32	170	42	32	40					●	●		

■ SCLC型 外圆车削



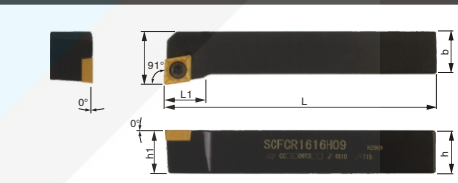
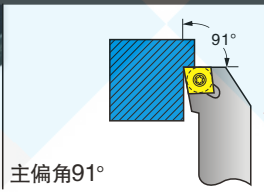

刀把型号 Ordering code	尺寸 Dimensions						刀片Insert	扳手 Wrench	螺丝 Screw	Stock		
	h	b	L	L1	h1	f				R	L	
SCLCR/L 0808F06	08	08	80	10	08	10	CC..0602..	T8	M2.5×7	●	●	
	1010H06	10	10	100	12	10				12	●	●
	1212H09	12	12	100	18	12				16	●	●
2020K09	20	20	125	20	20	25	CC..09T3..	T15	M4×10	●	●	
	2525M09	25	25	150	24	25				32	●	●
2020K12	20	20	125	23	20	25	CC..1204..	T20	M5×12	●	●	
	2525M12	25	25	150	26	25				32	●	●
3232P12	32	32	170	28	32	40				●	●	

■ SCKC型 外圆车削



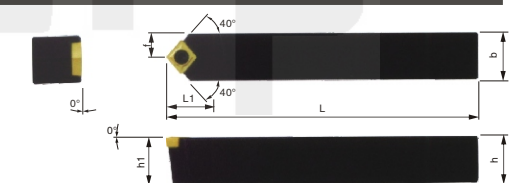
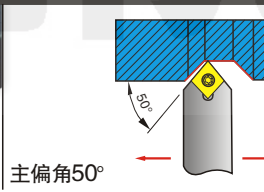
刀把型号 Ordering code	尺寸 Dimensions						刀片Insert	扳手 Wrench	螺丝 Screw	Stock		
	h	b	L	L1	h1	f				R	L	
SCKCR/L 1212H09	12	12	100	20	12	16	CC..09T3..	T15	M4×10	●	●	
	1616H09	16	16	100	20	16				20	●	●
	2020K09	20	20	125	23	20				25	●	●
2525M09	25	25	150	23	25	32	CC..1204..	T20	M5×12	●	●	
	2020K12	20	20	125	23	20				25	●	●
2525M12	25	25	150	25	25	32				●	●	

■ SCFC型 外圆车削



刀把型号 Ordering code	尺寸 Dimensions						刀片Insert	扳手 Wrench	螺丝 Screw	Stock		
	h	b	L	L1	h1	f				R	L	
SCFCR/L 1212H06	12	12	100	16	12	16	CC..0602..	T8	M2.5×7	●	●	
	1616H09	16	16	100	20	16				20	●	●
	2020K09	20	20	125	20	20				25	●	●
2525M12	25	25	150	25	25	32	CC..1204..	T20	M5×12	●	●	
	3232P12	32	32	170	25	32				40	●	●

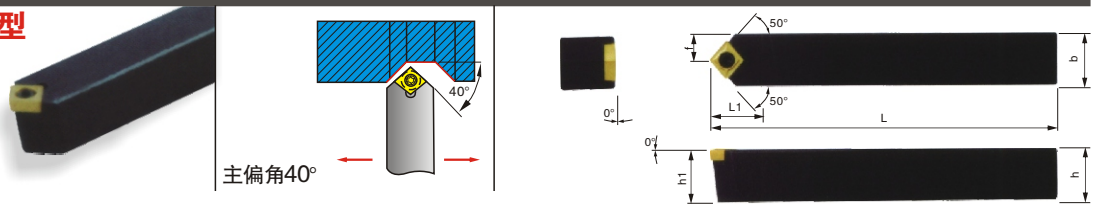
■ SCMCN型 外圆车削



刀把型号 Ordering code	尺寸 Dimensions						刀片Insert	扳手 Wrench	螺丝 Screw	Stock		
	h	b	L	L1	h1	f				R	L	
SCMCN 1010H06	10	10	100	13	10	5	CC..0602..	T8	M2.5×7	●	●	
	1212H09	12	12	100	18	12				6	●	●
	1616H09	16	16	100	18	16				8	●	●
2020K09	20	20	125	18	20	10	CC..09T3..	T15	M4×10	●	●	
	2525M09	25	25	150	18	25				12.5	●	●
2020K12	20	20	125	23	20	20	CC..1204..	T20	M5×12	●	●	
	2525M12	25	25	150	23	25				12.5	●	●

SCMCN-100型

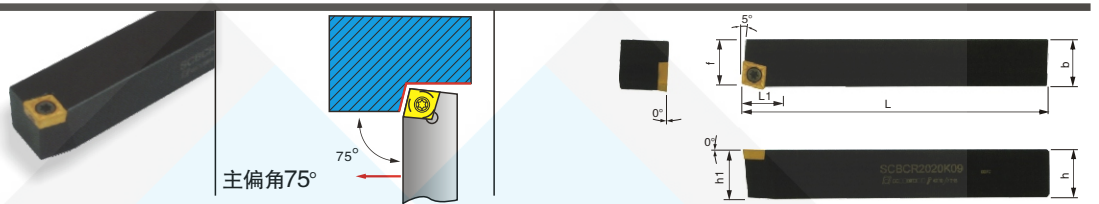
外圆车削



刀把型号 Ordering code	尺寸 Dimensions						刀片Insert	扳手 Wrench	螺丝 Screw	Stock	
	h	b	L	L1	h1	f				R	L
SCMCN 1010H06-100	10	10	100	13	10	5	CC..0602..	T8	M2.5 × 7	●	●
1212H09-100	12	12	100	18	12	6	CC..09T3..	T15	M4 × 10	●	●
1616H09-100	16	16	100	18	16	8				●	●
2020K09-100	20	20	125	18	20	10				●	●
2525M09-100	25	25	150	18	25	12.5				●	●
2020K12-100	20	20	125	23	20	20	CC..1204..	T20	M5 × 12	●	●
2525M12-100	25	25	150	23	25	12.5				●	●

SCBC型

外圆车削



刀把型号 Ordering code	尺寸 Dimensions						刀片Insert	扳手 Wrench	螺丝 Screw	Stock	
	h	b	L	L1	h1	f				R	L
SCBCR/L 2020K09	20	20	125	12	20	17	CC..09T3..	T15	M4 × 10	●	●
2525M09	25	25	150	12	25	22				●	●
2020K12	20	20	125	16	20	17				●	●
2525M12	25	25	150	16	25	22	CC..1204..	T20	M5 × 12	●	●

SCAC型

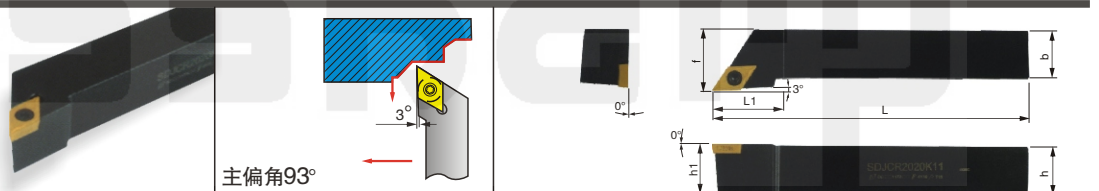
外圆车削



刀把型号 Ordering code	尺寸 Dimensions						刀片Insert	扳手 Wrench	螺丝 Screw	Stock	
	h	b	L	L1	h1	f				R	L
SCACR/L 0808K06	8	8	125	10	8	8	CC..0606..	T8	M2.5 × 7	●	●
1010K06	10	10	125	10	10	10				●	●
1212K09	12	12	125	13	12	12				●	●
1616K09	16	16	125	13	16	16	CC..09T3..	T15	M4 × 10	●	●


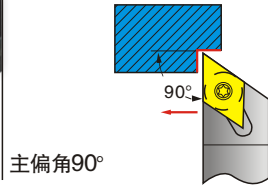
SDJC型

外圆车削




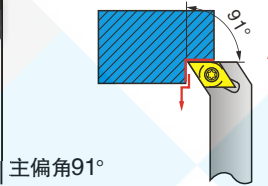
刀把型号 Ordering code	尺寸 Dimensions						刀片Insert	扳手 Wrench	螺丝 Screw	Stock	
	h	b	L	L1	h1	f				R	L
SDJCR/L 1010H07	10	10	100	14	10	12	DC..0702..	T8	M2.5 × 7	●	●
1212H07	12	12	100	14	12	16				●	●
1616H07	16	16	100	14	16	20				●	●
1212H11	12	12	100	20	12	16				●	●
1616H11	16	16	100	20	16	20	DC..11T3..	T15	M4 × 10	●	●
2020K11	20	20	125	20	20	25				●	●
2525M11	25	25	150	22	25	32				●	●
3232P11	32	32	170	23	32	40				●	●
4040R11	40	40	200	25	40	50				●	●

SDAC型 外圆车削



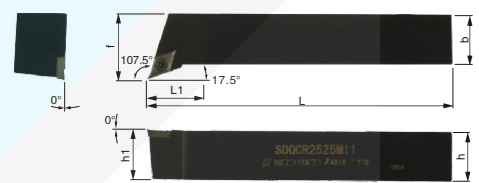
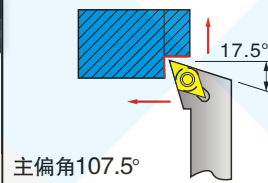

刀把型号 Ordering code	尺寸 Dimensions						刀片 Insert	扳手 Wrench	螺丝 Screw	Stock	
	h	b	L	L1	h1	f				R	L
SDACR/L 0808H07	8	8	100	15	8	8	DC..0702..	T8	M2.5 × 7	●	●
1010H07	10	10	100	15	10	10				●	●
1212H07	12	12	100	15	12	12				●	●
1212H11	12	12	100	22	12	12				●	●
1616H11	16	16	100	22	16	16	DC..11T3..	T15	M4 × 10	●	●
2020K11	20	20	125	22	20	20				●	●
2525M11	25	25	150	22	25	25				●	●

SDFC型 外圆车削



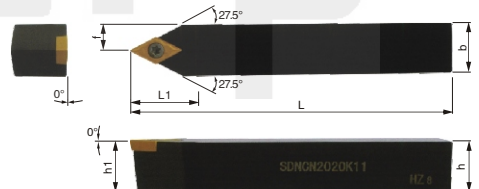
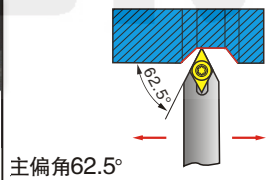
刀把型号 Ordering code	尺寸 Dimensions						刀片 Insert	扳手 Wrench	螺丝 Screw	Stock	
	h	b	L	L1	h1	f				R	L
SDFCR/L 1212H07	12	12	100	8	12	16	DC..0702..	T8	M2.5 × 7	●	●
1616H11	16	16	100	14	16	20				●	●
2020K11	20	20	125	14	20	25	DC..11T3..	T15	M4 × 10	●	●

SDQC型 外圆车削




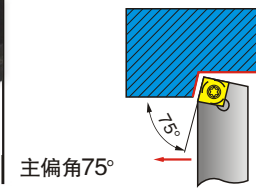
刀把型号 Ordering code	尺寸 Dimensions						刀片 Insert	扳手 Wrench	螺丝 Screw	Stock	
	h	b	L	L1	h1	f				R	L
SDQCR/L 1010H07	10	10	100	13	10	12	DC..0702..	T8	M2.5 × 7	●	●
1212H07	12	12	100	13	12	16				●	●
1212H11	12	12	100	14	12	16				●	●
1616H11	16	16	100	14	16	20				●	●
2020K11	20	20	125	16	20	25	DC..11T3..	T15	M4 × 10	●	●
2525M11	25	25	150	20	25	32				●	●

SDNCN型 外圆车削



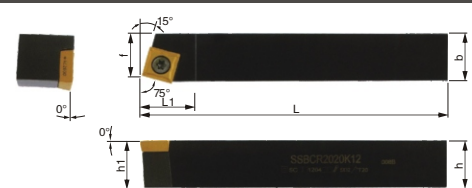
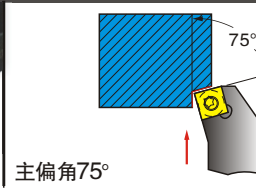
刀把型号 Ordering code	尺寸 Dimensions						刀片 Insert	扳手 Wrench	螺丝 Screw	Stock	
	h	b	L	L1	h1	f				R	L
SDNCN 1010H07	10	10	100	14	10	5	DC..0702..	T8	M2.5 × 7	●	●
1212H07	12	12	100	14	12	6				●	●
1212H11	12	12	100	21	12	6				●	●
1616H11	16	16	100	21	16	8	DC..11T3..	T15	M4 × 10	●	●
2020K11	20	20	125	21	20	10				●	●

SSBC型 外圆车削



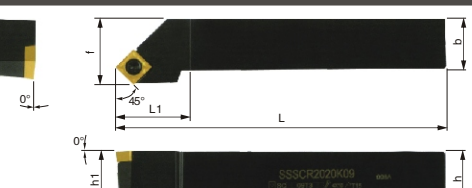
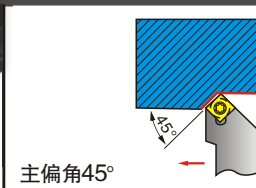

刀把型号 Ordering code	尺寸 Dimensions						刀片Insert	扳手 Wrench	螺丝 Screw	Stock	
	h	b	L	L1	h1	f				R	L
SSBCR/L 1212H09	12	12	100	14	12	9.5	SC..09T3..	T15	M4 x 10	●	●
1616H09	16	16	100	14	16	13				●	●
2020K09	20	20	125	30	20	17				●	●
2525M09	25	25	150	32	25	22				●	●
2020K12	20	20	125	30	20	17	SC..1204..	T20	M5 x 12	●	●

SSKC型 外圆车削



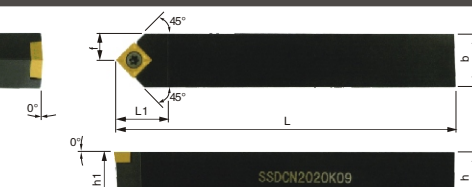
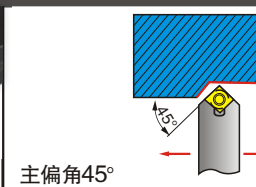
刀把型号 Ordering code	尺寸 Dimensions						刀片Insert	扳手 Wrench	螺丝 Screw	Stock	
	h	b	L	L1	h1	f				R	L
SSKCR/L 1616H09	16	16	100	20	16	20	SC..09T3..	T15	M4 x 10	●	●
2020K09	20	20	125	25	20	25				●	●

SSSC型 外圆车削



刀把型号 Ordering code	尺寸 Dimensions						刀片Insert	扳手 Wrench	螺丝 Screw	Stock	
	h	b	L	L1	h1	f				R	L
SSSCR/L 1616H09	12	12	100	16	16	20	SC..09T3..	T15	M4 x 10	●	●
2020K09	16	16	125	18	20	25				●	●
2525M12	25	25	150	25	25	32				SC..1204..	T20


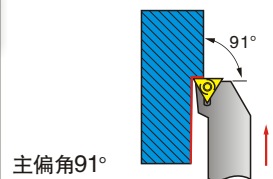

SSDCN型 外圆车削



刀把型号 Ordering code	尺寸 Dimensions						刀片Insert	扳手 Wrench	螺丝 Screw	Stock	
	h	b	L	L1	h1	f				R	L
SSDCN 1212H09	12	12	100	16	12	6	SC..09T3..	T15	M4 x 10	●	●
1616H09	16	16	100	16	16	8				●	●
2020K09	20	20	125	16	20	10				●	●

STFC型

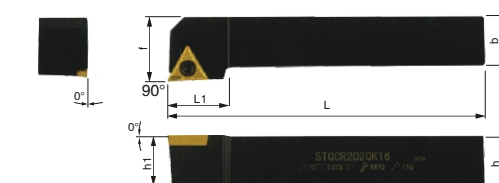
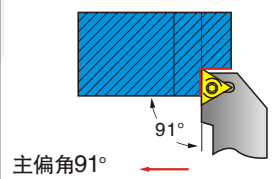
外圆车削



刀把型号 Ordering code	尺寸 Dimensions						刀片Insert	扳手 Wrench	螺丝 Screw	Stock	
	h	b	L	L1	h1	f				R	L
STFCR/L 1010H09	10	10	100	12	10	12	TC..0902..	T6	M2.2×6	●	●
1212H11	12	12	100	16	12	16				●	●
1616H11	16	16	100	16	16	16				●	●
1616H16	16	16	100	16	16	20	TC..16T3..	T15	M4×10	●	●
2020K16	20	20	125	22	20	25				●	●
2525M16	25	25	150	22	25	32				●	●

STGC型

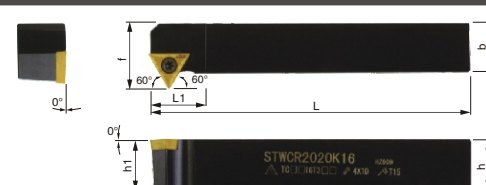
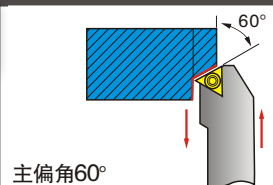
外圆车削



刀把型号 Ordering code	尺寸 Dimensions						刀片Insert	扳手 Wrench	螺丝 Screw	Stock	
	h	b	L	L1	h1	f				R	L
STGCR/L 0808H09	8	8	100	10	8	10	TC..0902..	T6	M2.2×6	●	●
1010H09	10	10	100	12	10	12				●	●
1212H11	12	12	100	16	12	16				●	●
1616H11	16	16	100	20	12	20	TC..1102..	T8	M2.5×7	●	●
2020K16	20	20	125	22	20	25				●	●
2525M16	25	25	150	22	20	32				●	●
3232P16	32	32	170	22	25	40	TC..16T3..	T15	M4×10	●	●

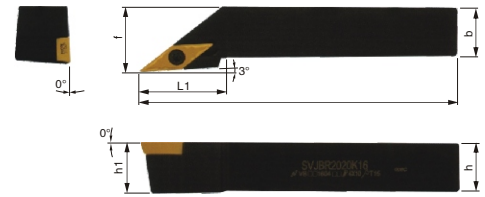
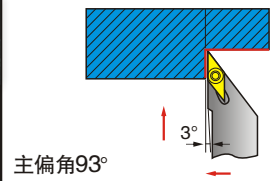

STWC型

外圆车削




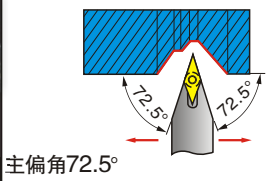
刀把型号 Ordering code	尺寸 Dimensions						刀片Insert	扳手 Wrench	螺丝 Screw	Stock	
	h	b	L	L1	h1	f				R	L
STWCR/L 1212H11	12	12	100	8	12	15.3	TC..1102..	T8	M2.5×7	●	●
1616H11	16	16	100	8	16	19.3				●	●
2020K11	20	20	125	8	20	23.3				●	●
2525M11	25	25	150	8	25	28.3				●	●
1616H16	16	16	100	12	16	21	TC..16T3..	T15	M4×10	●	●
2020K16	20	20	125	12	20	26				●	●
2525M16	25	25	150	12	25	31				●	●
3232P16	32	32	170	12	32	38				●	●

SVJB(C)R/L型 外圆车削




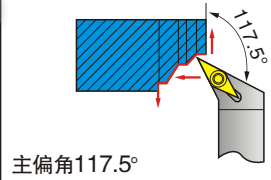
刀把型号 Ordering code	尺寸 Dimensions						刀片Insert	扳手 Wrench	螺丝 Screw	Stock	
	h	b	L	L1	h1	f				R	L
SVJ-R/L1616H16	16	16	100	32	16	20	VC..1604.. VB..1604..	T15	M4 x 10	●	●
2020K16	20	20	125	32	20	25				●	●
2525M16	25	25	150	32	25	32				●	●
3232P16	32	32	170	40	32	40				●	●

SVVB(C)N型 外圆车削



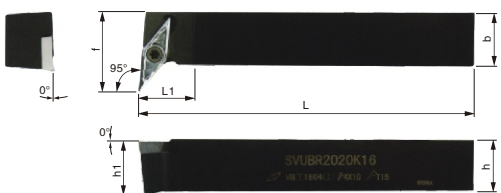
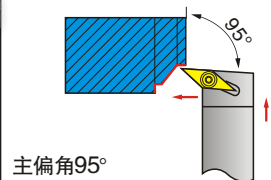
刀把型号 Ordering code	尺寸 Dimensions						刀片Insert	扳手 Wrench	螺丝 Screw	Stock	
	h	b	L	L1	h1	f				R	L
SVV-N 1616H11	16	16	100	24	16	8	VC..1103.. VB..1103..	T8	M2.5 x 7	●	●
2020K11	20	20	125	24	20	10				●	●
2525M11	25	25	150	24	25	12.5				●	●
1616H16	16	16	100	34	16	8	VC..1604.. VB..1604..	T15	M4 x 10	●	●
2020K16	20	20	125	34	20	10				●	●
2525M16	25	25	150	34	25	12.5				●	●
3232P16	32	32	170	34	32	16				●	●

SVQB(C)R/L型 外圆车削




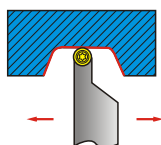

刀把型号 Ordering code	尺寸 Dimensions						刀片Insert	扳手 Wrench	螺丝 Screw	Stock	
	h	b	L	L1	h1	f				R	L
SVQ-R/L 1616H16	16	16	100	35	16	20	VC..1604.. VB..1604..	T15	M4 x 10	●	●
2020K16	20	20	125	35	20	25				●	●
2525M16	25	25	150	35	25	32				●	●
3232P16	32	32	170	35	32	40				●	●

SVUB(C)R/L型 外圆车削




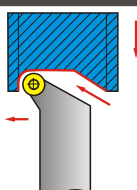
刀把型号 Ordering code	尺寸 Dimensions						刀片Insert	扳手 Wrench	螺丝 Screw	Stock	
	h	b	L	L1	h1	f				R	L
SVU-R/L 1616H11	16	16	100	12	16	20	VC..1103.. VB..1103..	T8	M2.5 x 7	●	●
2020K11	16	16	125	16	16	25				●	●
2525M16	25	25	150	16	25	32	VC..1604.. VB..1604..	T15	M4 x 10	●	●
3232P16	32	32	170	16	32	40				●	●

SRACR/L型 外圆车削



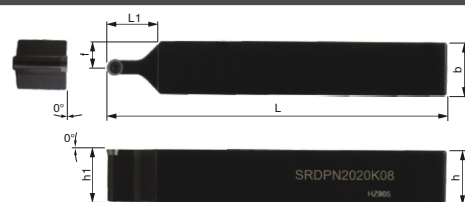
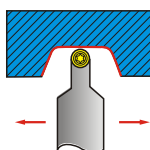
刀把型号 Ordering code	尺寸 Dimensions						刀片 Insert	扳手 Wrench	螺丝 Screw	Stock	
	h	b	L	L1	h1	f				R	L
SRACR/L 1616H08	16	16	100	16	16	16.5	RC..0803..	T8	M3×8	●	●
	20	20	125	16	20	20.5				●	●
	25	25	150	16	25	25.5				●	●
2020K10	20	20	125	20.3	25	20.4	RC..10T3..	T15	M4×10	●	●
	25	25	150	20.3	25	25.4				●	●

SRGCR/L型 外圆车削



刀把型号 Ordering code	尺寸 Dimensions						刀片 Insert	扳手 Wrench	螺丝 Screw	Stock	
	h	b	L	L1	h1	f				R	L
SRGCR/L 1212H05	12	12	100	9.5	12	16	RC..0502..	T6	M2.2×6	●	●
	16	16	100	9.5	16	20				●	●
	20	20	125	11.2	20	25				●	●
	25	25	150	14.7	25	32				●	●
1616H06	12	12	100	10	12	16	RC..0602..	T8	M2.5×6	●	●
	16	16	100	10	16	20				●	●
	20	20	125	12	20	25				●	●
	25	25	150	15	25	32				●	●
2020K08	16	16	100	11	16	20	RC..0803..	T8	M3×8	●	●
	20	20	125	12.7	20	25				●	●
	25	25	150	16.2	25	32				●	●
	1616H10	16	16	100	11	16				20	RC..10T3..
20	20	125	12.7	20	25	●	●				
25	25	150	16.2	25	32	●	●				

SRDCN型 外圆车削



刀把型号 Ordering code	尺寸 Dimensions						刀片 Insert	扳手 Wrench	螺丝 Screw	Stock	
	h	b	L	L1	h1	f				R	L
SRDCN 1616H08	16	16	100	16	16	8	RC..0803..	T8	M3×8	●	●
	20	20	125	16	20	10				●	●
	25	25	150	16	25	12.5				●	●
2020K10	10	10	100	20.3	10	5	RC..10T3..	T15	M4×10	●	●
	16	16	100	20.3	16	8				●	●
	20	20	125	20.3	20	10				●	●
	25	25	150	20.3	25	12.5				●	●
3232P10	32	32	170	20.3	32	16				●	●

S 12 M - S T F P R - 11



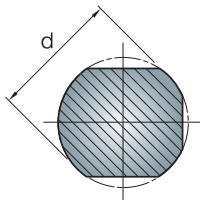
1 Type of Bar

S 12 M - S T F P R - 11

- "A" Steel with coolant hole
- "E" Carbide bar with fixed steel head and coolant hole
- "C" Carbide shank
- "S" Steel shank
- "X" Special type

2 Bar Diameter

S 12 M - S T F P R - 11



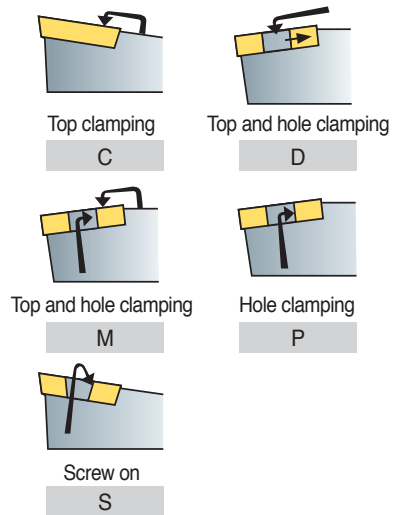
3 Bar Length

S 12 M - S T F P R - 11

length(L) (mm)	
H	100
J	110
K	125
M	150
N	160
Q	180
R	200
S	250
T	300
U	350
V	400
W	450
Y	500

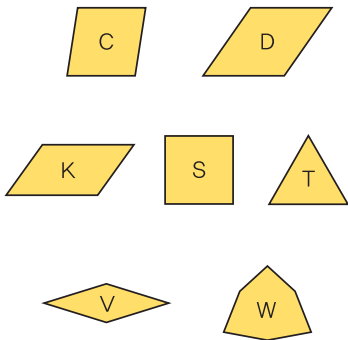
4 Method of Mounting Insert

S 12 M - S T F P R - 11



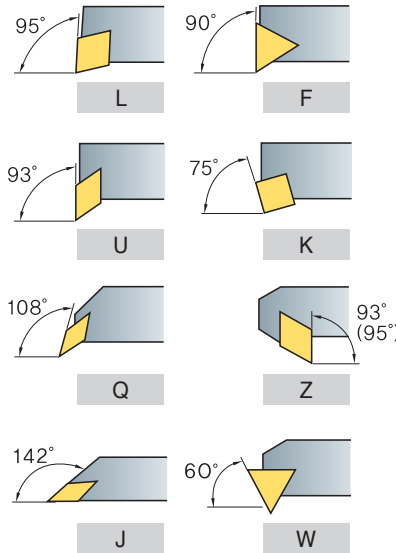
5 Insert Shape

S 12 M - S T F P R - 11



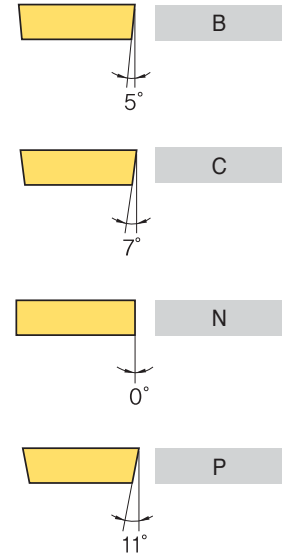
6 Lead Angle of Boring Bar

S 12 M - S T F P R - 11



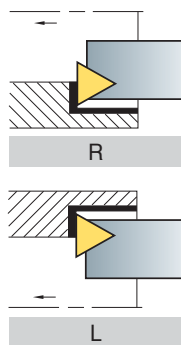
7 Relief Angle of Insert

S 12 M - S T F P R - 11



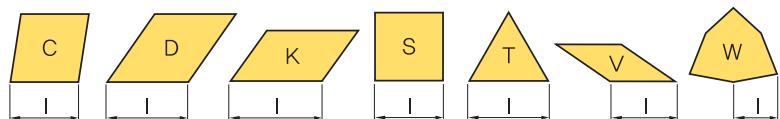
8 Hand of Bar

S 12 M - S T F P R - 11



9 Length of Cutting Edge

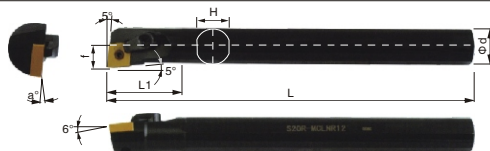
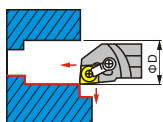
S 12 M - S T F P R - 11



MCLN 内孔车刀



主偏角95°


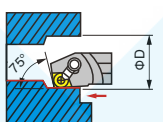


刀把型号 Ordering code	尺寸 Dimensions							刀片 Insert	刀垫 Shim	销钉 Pin	压板 Clamp	螺丝 Screw	扳手 Wrench	Stock	
	ΦD	Φd	L	L1	H	f	α°							R	L
S16Q-MCLNR/L12	22	16	180	35	15	11	18°	CN..1204..	MC1204	CTM613	HL1511	ML0520	L2.5	●	●
S20R-MCLNR/L12	25	20	200	45	19	13	15°							●	●
S25S-MCLNR/L12	32	25	250	45	25	16.5	12°							●	●
S32T-MCLNR/L12	40	32	300	50	30	22.5	17°							●	●
S40T-MCLNR/L12	50	40	300	55	38	26	15°							●	●
S50U-MCLNR/L12	60	50	350	55	48	31	12°	CN..1606..	MC1604	CTM822	HL2217	ML0830	L3.0/L4.0	●	●
S40T-MCLNR/L16	50	40	300	60	38	26	15°							●	●
S50U-MCLNR/L16	60	50	350	60	48	31	12°							●	●
S60V-MCLNR/L16	70	60	400	60	58	36	10°							●	●
S50U-MCLNR/L19	60	50	350	70	48	31	12°							●	●
S60V-MCLNR/L19	70	60	400	70	58	36	10°	CN..1906..	MC1904	CTM1022	HL2217	ML0830	L3.0/L4.0	●	●
														●	●

MCKN 内孔车刀



主偏角75°

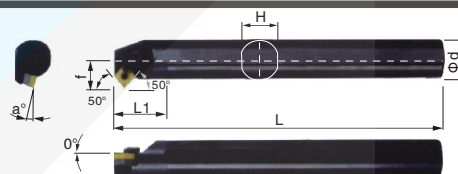
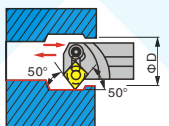


刀把型号 Ordering code	尺寸 Dimensions							刀片 Insert	刀垫 Shim	销钉 Pin	压板 Clamp	螺丝 Screw	扳手 Wrench	Stock	
	ΦD	Φd	L	L1	H	f	α°							R	L
S20R-MCKNR/L12	26	20	200	45	19	14	15°	CN..1204..	MC1204	CTM613	HL1810	ML0620	L2.5	●	●
S25S-MCKNR/L12	32	25	250	45	24	16.5	12°							●	●
S32T-MCKNR/L12	40	32	300	50	30	22.5	17°							●	●
S40T-MCKNR/L12	50	40	300	55	38	26	15°							●	●
S50U-MCKNR/L12	60	50	350	70	48	35	12°							●	●

MCWN 内孔车刀



主偏角75°

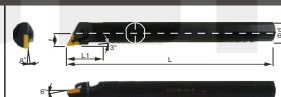
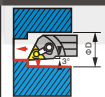


刀把型号 Ordering code	尺寸 Dimensions							刀片 Insert	刀垫 Shim	销钉 Pin	压板 Clamp	螺丝 Screw	扳手 Wrench	Stock	
	ΦD	Φd	L	L1	H	f	α°							R	L
S20R-MCWNR/L12	30	20	200	45	19	17	15°	CN..1204..	MC1204	CTM613	HL1810	ML0620	L2.5	●	●
S25S-MCWNR/L12	35	25	250	45	24	19.5	12°							●	●
S32T-MCWNR/L12	42	32	300	50	30	23.5	17°							●	●
S40T-MCWNR/L12	50	40	300	55	38	27	15°							●	●


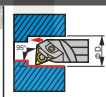
MTJN 内孔车刀



主偏角93°

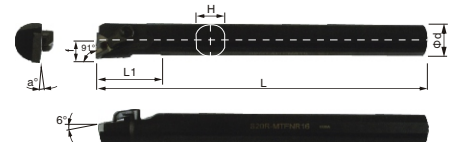
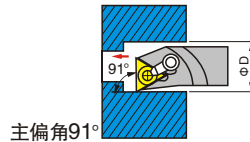


WTUN



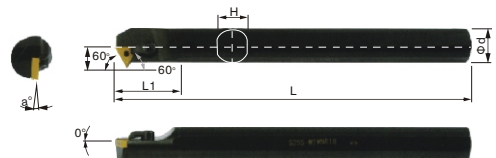
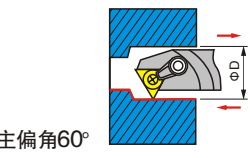
刀把型号 Ordering code	尺寸 Dimensions							刀片 Insert	刀垫 Shim	销钉 Pin	压板 Clamp	螺丝 Screw	扳手 Wrench	Stock	
	ΦD	Φd	L	L1	H	f	α°							R	L
S20R-MTJNR/L16	25	20	200	40	19	12.5	15°	TN..1604..	MT1603	CTM511	HL1810	ML0620	L2.5	●	●
S25S-MTJNR/L16	32	25	250	45	24	16	12°							●	●
S32T-MTJNR/L16	41	32	300	54	30	22.5	17°							●	●
S40U-MTJNR/L16	50	40	350	55	38	27	15°							●	●
S25S-WTUNR/L16	32	25	250	36	23	17	12°	TN..1604..	MT1603	CTM515-T	HLT-16	M5 X 23	L2.5	●	●
S32T-WTUNR/L16	40	32	300	46	30	22.5	17°							●	●
S40U-WTUNR/L16	45	40	350	56	38	26.5	15°							●	○
S50W-WTUNR/L16	55	50	450	66	48	29.5	15°							●	○

MTFN 内孔车刀



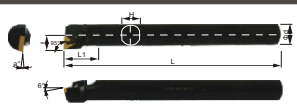
刀把型号 Ordering code	尺寸 Dimensions							刀片 Insert	刀垫 Shim	销钉 Pin	压板 Clamp	螺丝 Screw	扳手 Wrench	Stock	
	ΦD	Φd	L	L1	H	f	α°							R	L
S16Q-MTFNR/L16	22	16	180	35	15	11	18°	TN..1604..	MT1603	CTM511	HL1810	ML0620	L2.5 L3.0	●	●
S20R-MTFNR/L16	25	20	200	40	19	13	15°							●	●
S25S-MTFNR/L16	31	25	250	45	24	16.5	12°							●	●
S32T-MTFNR/L16	41	32	300	54	30	22.5	17°							●	●
S40T-MTFNR/L16	50	40	300	60	38	26.5	15°							●	●

MTWN 内孔车刀




刀把型号 Ordering code	尺寸 Dimensions							刀片 Insert	刀垫 Shim	销钉 Pin	压板 Clamp	螺丝 Screw	扳手 Wrench	Stock	
	ΦD	Φd	L	L1	H	f	α°							R	L
S20R-MTWNR/L16	27	20	200	40	19	14	15°	TN..1604..	MT1603	CTM511	HL1810	ML0620	L2.5 L3.0	●	●
S25S-MTWNR/L16	32	25	250	45	24	16.5	12°							●	●
S32T-MTWNR/L16	39	32	300	54	30	20	17°							●	●

MTUN 内孔车刀



MTLN 内孔车刀

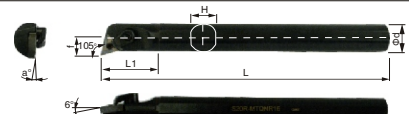
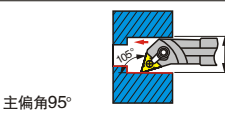


刀把型号 Ordering code	尺寸 Dimensions							刀片 Insert	刀垫 Shim	销钉 Pin	压板 Clamp	螺丝 Screw	扳手 Wrench	Stock	
	ΦD	Φd	L	L1	H	f	α°							R	L
S16Q-MTUNR/L16	22	16	180	35	15	11	18°	TN..1604..	MT1603	CTM511	HL1810	ML0620	L2.5 L3.0	●	●
S20R-MTUNR/L16	25	20	200	40	19	13.5	15°							●	●
S25S-MTUNR/L16	31	25	250	45	24	17	12°							●	●
S32T-MTUNR/L16	41	32	300	54	30	22.5	17°							●	●
S40T-MTUNR/L16	50	40	300	60	38	26.5	15°							●	●
S50U-MTUNR/L16	60	50	350	65	48	31	12°	TN..2204..	MT2204	CTM617	HL1917	ML0830	●	●	
S60V-MTUNR/L16	70	60	400	70	58	36	10°						●	●	
S40T-MTUNR/L22	50	40	300	60	38	26.5	15°						●	●	
S50U-MTUNR/L22	60	50	350	65	48	31	12°						●	●	
S60V-MTUNR/L22	70	60	400	70	58	36	10°						●	●	
C20R-MTUNR/L16-25	25	20	200	-	13	13	15°	TN..1604..	MT1603	CTM511	HL1810	ML0620	●	●	
C20S-MTUNR/L16-25	25	20	250	-	13	13	15°						●	●	
C25R-MTUNR/L16-32	32	25	200	-	24	17	12°						●	●	
C25S-MTUNR/L16-32	32	25	250	-	24	17	12°						●	●	
C32S-MTUNR/L16-40	40	32	250	-	30	20	17°						○	○	
C40S-MTUNR/L16-50	50	40	250	-	38	26	15°						○	○	
C50S-MTUNR/L16-60	60	50	250	-	48	31	12°						○	○	

MTLN型

S18Q-MTLNR/L16	22	18	180	36	17	12.5	15°	TN..1604..	MT1603	CTM511	HL1810	ML0620	L2.0 L3.0	●	●
S20R-MTLNR/L16	25	20	200	37	19	13.5	15°							●	●
S25S-MTLNR/L16	30	25	250	45	23	17	12°					ML0625	L2.5 L3.0	●	○
S32T-MTLNR/L16	40	32	300	50	30	22.5	17°							●	○


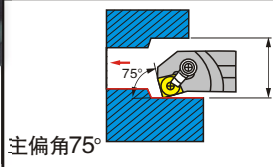
MTQN 内孔车刀



刀把型号 Ordering code	尺寸 Dimensions							刀片 Insert	刀垫 Shim	销钉 Pin	压板 Clamp	螺丝 Screw	扳手 Wrench	Stock	
	ΦD	Φd	L	L1	H	f	α°							R	L
S20R-MTQNR/L16	25	20	200	40	13	13.5	15°	TN..1604..	MT1603	CTM511	HL1810	ML0620	L2.5 L3.0	●	●
S25S-MTQNR/L16	31	25	250	45	24	17	12°							●	●
S32T-MTQNR/L16	41	32	300	54	30	22.5	17°							●	●
S40T-MTQNR/L16	50	40	300	60	38	26.5	15°							●	●


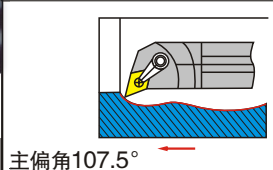
内孔车削 | Turning Tool

MSKN 内孔车刀



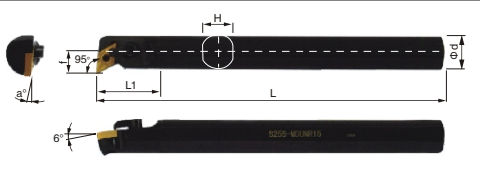
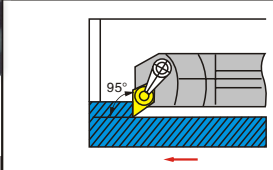
刀把型号 Ordering code	尺寸 Dimensions							刀片 Insert	刀垫 Shim	销钉 Pin	压板 Clamp	螺丝 Screw	扳手 Wrench	Stock	
	ΦD	Φd	L	L1	H	f	α°							R	L
S20R-MSKNR/L12	32	20	200	40	19	14	15°	SN..1204..	MS1204	CTM613	HL1810	ML0620	L2.5 L3.0	●	●
S25S-MSKNR/L12	32	25	250	45	24	16.1	12°							●	●
S32T-MSKNR/L12	40	32	300	50	30	22	17°							●	●
S40T-MSKNR/L12	50	20	300	55	38	27	15°							●	●
S50U-MSKNR/L12	60	50	350	65	48	30	12°							●	●

MDQN 内孔车刀




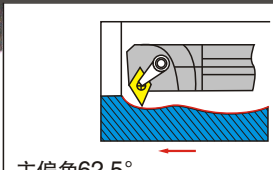
刀把型号 Ordering code	尺寸 Dimensions							刀片 Insert	刀垫 Shim	销钉 Pin	压板 Clamp	螺丝 Screw	扳手 Wrench	Stock	
	ΦD	Φd	L	L1	H	f	α°							R	L
S25S-MDQNR/L15	32	25	250	45	24	17	12°	DN..1504..	MD1506	CTM613	HL2114	ML0620	L2.5 L3.0	●	●
S32T-MDQNR/L15	40	32	300	50	30	22.5	17°							●	●
S40T-MDQNR/L15	50	40	300	60	38	27	15°							●	●

MDUN 内孔车刀



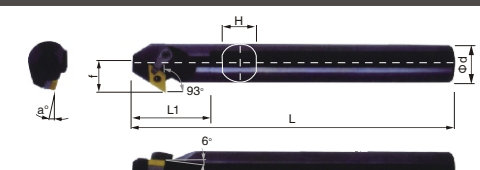
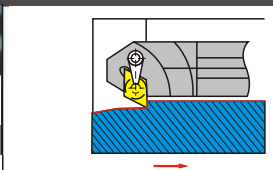
刀把型号 Ordering code	尺寸 Dimensions							刀片 Insert	刀垫 Shim	销钉 Pin	压板 Clamp	螺丝 Screw	扳手 Wrench	Stock	
	ΦD	Φd	L	L1	H	f	α°							R	L
S25S-MDUNR/L15	32	25	250	45	24	16	12°	DN..1504..	MD1506	CTM613	HL2114	ML0620	L2.5 L3.0	●	●
S32T-MDUNR/L15	40	32	300	50	30	21	17°							●	●
S40T-MDUNR/L15	50	40	300	60	38	26	15°							●	●

MDWN 内孔车刀



刀把型号 Ordering code	尺寸 Dimensions							刀片 Insert	刀垫 Shim	销钉 Pin	压板 Clamp	螺丝 Screw	扳手 Wrench	Stock	
	ΦD	Φd	L	L1	H	f	α°							R	L
S20R-MDWNR/L11	28	20	200	36	19	16	15°	DN..1104..		CTM511	HL1810	ML0620	L2.0/L3.0	●	●
S25S-MDWNR/L15	37	25	250	45	23	22.5	12°	DN..1504..		CTM613				●	●
S32T-MDWNR/L15	45	32	300	50	30	27	15°	DN..1506..	MD1504	CTM617	HL2114	ML0625	L2.5 L3.0	●	●
S40T-MDWNR/L15	53	40	300	55	38	31	15°	MD1506	CTM619	●				●	

MDZN 内孔车刀


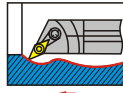


刀把型号 Ordering code	尺寸 Dimensions							刀片 Insert	刀垫 Shim	销钉 Pin	压板 Clamp	螺丝 Screw	扳手 Wrench	Stock	
	ΦD	Φd	L	L1	H	f	α°							R	L
S32T-MDZNR/L15	40	32	300	50	30	23	17°	DN..1504..	MD1506	CTM619	HL2114	ML0625	L2.5 L3.0	●	●
S40T-MDZNR/L15	50	40	300	55	38	27	15°							●	●

■ MVQN型 内孔车刀



主偏角117.5°


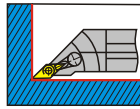


刀把型号 Ordering code	尺寸 Dimensions							刀片 Insert	刀垫 Shim	销钉 Pin	压板 Clamp	螺丝 Screw	扳手 Wrench	Stock	
	ΦD	Φd	L	L1	H	f	α°							R	L
S25S-MVQNR/L15	32	25	250	45	24	17	12°	VN..1604..	MV1603	CTM511	HL2114	ML0625	L2.0 L3.0	●	●
S32T-MVQNR/L15	40	32	300	50	30	23	17°							●	●
S40T-MVQNR/L15	50	40	300	60	38	27	15°							●	●

■ MVX(J)N型 内孔车刀



主偏角95°


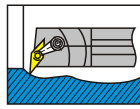


刀把型号 Ordering code	尺寸 Dimensions							刀片 Insert	刀垫 Shim	销钉 Pin	压板 Clamp	螺丝 Screw	扳手 Wrench	Stock	
	ΦD	Φd	L	L1	H	f	α°							R	L
S20R-MVXNR/L16	27	20	200	40	19	14	15°	VN..1604..	MV1603	CTM511	HL1810	ML0620	L2.0 L3.0	●	●
S25S-MVXNR/L16	32	25	250	45	24	17	12°							●	●
S32T-MVXNR/L16	42	32	300	50	30	23	17°							●	●
S40T-MVXNR/L16	50	40	300	55	38	27	15°							●	●

■ MVUN型 内孔车刀



主偏角95°

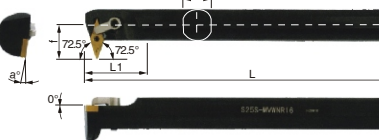
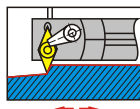


刀把型号 Ordering code	尺寸 Dimensions							刀片 Insert	刀垫 Shim	销钉 Pin	压板 Clamp	螺丝 Screw	扳手 Wrench	Stock	
	ΦD	Φd	L	L1	H	f	α°							R	L
S25S-MVUNR/L16	36	25	250	45	24	20	12°	VN..1604..	MV1603	CTM511	HL2114	ML0625	L2.0 L3.0	●	●
S32T-MVUNR/L16	42	32	300	50	30	22	17°							●	●
S40T-MVUNR/L16	50	40	300	55	38	26	15°							●	●

■ MVWN型 内孔车刀



主偏角72.5°

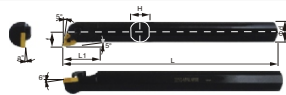


刀把型号 Ordering code	尺寸 Dimensions							刀片 Insert	刀垫 Shim	销钉 Pin	压板 Clamp	螺丝 Screw	扳手 Wrench	Stock	
	ΦD	Φd	L	L1	H	f	α°							R	L
S25T-MVWNR/L16	40	25	200	45	24	26	12°	VN..1604..	MV1603	CTM511	HL2114	ML0620	L2.0 L3.0	●	●
S32T-MVWNR/L16	48	32	250	50	30	30	17°							●	●

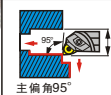
■ MWLN型 内孔车刀



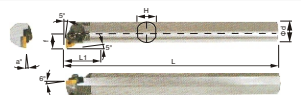
主偏角95°



■ WWLN型 内孔车刀



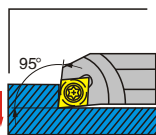
主偏角95°



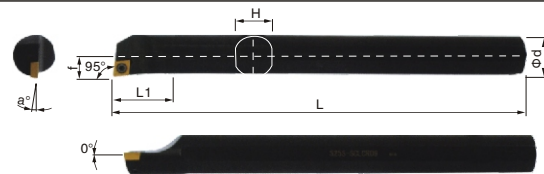
刀把型号 Ordering code	尺寸 Dimensions							刀片 Insert	刀垫 Shim	销钉 Pin	压板 Clamp	螺丝 Screw	扳手 Wrench	Stock	
	ΦD	Φd	L	L1	H	f	α°							R	L
S16Q-MWLN/L06	20	16	180	35	15	11.0	18°	WN..0604..		CTM511	HL1511	ML0520	L2.0/L2.5	●	●
S20R-MWLN/L06	24	20	200	40	19	13.0	15°							●	●
S25S-MWLN/L06	32	25	250	45	23	17.0	12°							●	●
S16Q-MWLN/L08	20	16	180	35	15	11.0	18°	WN..0804..		CTM613	HL1810	ML0620	L2.5 L3.0	●	●
S20R-MWLN/L08	25	20	200	40	19	13.0	15°							●	●
S25S-MWLN/L08	32	25	250	36	23	17.0	12°							●	●
S32T-MWLN/L08	40	32	300	50	30	22.0	17°							●	●
S40T-MWLN/L08	50	40	300	60	37	27.0	15°							●	●
S50U-MWLN/L08	60	50	350	70	48	31	12°							●	○
S60V-MWLN/L08	70	60	400	70	58	36	10°	●	○						
S25S-WWLN/L08	32	25	250	40	23	17	12°	WN..0804..	MW0804	CTM618W	HLW-08	M5 X 23	L3.0 L4.0	●	●
S32T-WWLN/L08	40	32	300	50	30	22	17°							●	●
S40U-WWLN/L08	45	40	350	60	38	27	15°							●	●
S50W-WWLN/L08	55	50	450	70	48	31	12°							●	○

■ SCLC /SCLP /SJLC型

内孔车刀



主偏角95°



刀把型号 Ordering code	尺寸 Dimensions							刀片 Insert	螺丝 Screw	扳手 Wrench	Stock	
	ΦD	Φd	f	L	L1	H	α°				R	L
S07K-SCLCR/L06	9	7	4.9	125	14	6	15°	CC..0602..	M2.5×5	T8	●	●
S08K-SCLCR/L06	10	8	5	125	14	7	15°		●	●		
S10K-SCLCR/L06	12	10	6	125	14	9	13°		●	●		
S12M-SCLCR/L06	16	12	9	150	25	11	10°		●	●		
S16Q-SCLCR/L06	20	16	11	180	32	15	8°		●	●		
S12M-SCLCR/L09	16	12	9	150	25	11	10°	CC..09T3..	M4×8	T15	●	●
S14N-SCLCR/L09	18	14	10	160	26	13	12°				●	●
S16Q-SCLCR/L09	20	16	11	180	28	15	12°				●	●
S18Q-SCLCR/L09	22	18	12	180	28	17	8°				●	●
S20R-SCLCR/L09	25	20	13	200	32.5	18	8°				●	●
S25S-SCLCR/L09	32	25	17	250	45	23	6°	CC..1204..	M5×12	T20	●	●
S25S-SCLCR/L12	32	25	17	250	45	23	6°				●	●
S32T-SCLCR/L12	40	32	22	300	20	30	10°				●	●
S40T-SCLCR/L12	50	40	27	300	60	37	8°				●	●
S10K-SCLPR/L08	12	10	6	125	14	9	-				CP..0802..	M3×5
S12M-SCLPR/L08	14	12	7	150	25	11	-	CP..0903..	M4×8	T15	●	●
S12M-SCLPR/L09	14	12	7	150	25	11	-				●	●
S16Q-SCLPR/L09	18	16	9	180	28	15	-				●	●
S20R-SCLPR/L09	22	20	11	200	32	19	-	●	●			

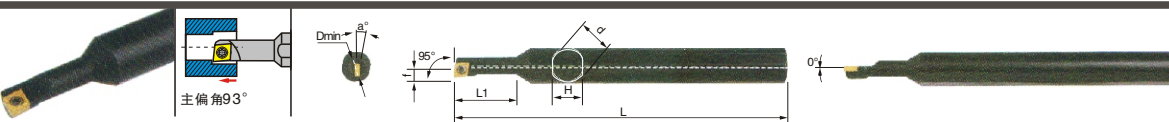
■ 碳化钨钢防震刀杆 防震效果 L/D > 8 倍

刀把型号 Ordering code	尺寸 Dimensions							刀片 Insert	螺丝 Screw	扳手 Wrench	Stock	
	ΦD	Φd	f	L	L1	H	α°				R	L
C04G-SCLCR/L03-05	5	4	2.8	90	-	-	-	CC..0301..	M1.8×2.5	T6	●	●
C05H-SCLCR/L03-06	6	5	3	100	-	-	-				●	●
C05H-SCLCR/L04-06	6	5	3	100	-	-	-	CC..0401..	M2.2×3.1	T7	●	●
C06J-SCLCR/L04-07	7	6	3.5	110	-	-	-				●	●
C07J-SCLCR/L04-08	8	7	4	110	-	-	-	CC..0602..	M2.5×6	T8	●	●
C08K-SCLCR/L06-10	10	8	5	125	-	-	-				●	●
C10M-SCLCR/L06-12	12	10	6	150	-	-	-				●	●
C12M-SCLCR/L06-14	14	12	7	150	-	-	-				●	●
C12Q-SCLCR/L06-14	14	12	7	180	-	-	-				●	●
C16R-SCLCR/L06-18	18	16	9	200	-	-	-	CC..09T3..	M4×8	T15	●	●
C12M-SCLCR/L09-14	14	12	7	150	-	-	-				●	○
C12Q-SCLCR/L09-14	14	12	7	180	-	-	-				●	○
C14M-SCLCR/L09-16	16	14	8	150	-	-	-				●	○
C16M-SCLCR/L09-18	18	16	9	150	-	-	-				●	○
C16R-SCLCR/L09-18	18	16	9	200	-	-	-	CP..0802..	M3×5	T9	●	●
C20R-SCLCR/L09-22	22	20	11	200	-	-	-				●	○
C20S-SCLCR/L09-22	22	20	11	250	-	-	-				●	○
C25R-SCLCR/L09-32	29	25	14.5	200	-	-	-				○	○
C25S-SCLCR/L09-32	29	25	14.5	250	-	-	-				○	○
C10M-SCLPR/L08-12	12	10	6	150	-	-	-	CP..0903..	M4×8	T15	●	●
C12Q-SCLPR/L08-14	14	12	7	180	-	-	-				●	●
C12Q-SCLPR/L09-14	14	12	7	180	-	-	-				●	●
C16R-SCLPR/L09-18	18	16	9	200	-	-	-	JC..0301..	M1.8×2.5	T6	●	●
C04G-SJLCR/L03-055	5.5	4	2.95	90	0.65	-	-	●	●			

碳化钨钢防震刀杆 (中心出水型)

E05H-SCLCR/L03-06	6	5	3	100	-	-	-	CC..0301..	M1.8×2.5	T6	●	○
E06J-SCLCR/L04-07	7	6	3.5	110	-	-	-				●	○
E08K-SCLCR/L06-10	10	8	5	125	-	-	-	CC..0602..	M2.5×6	T8	●	○
E10M-SCLCR/L06-12	12	10	6	150	-	-	-				●	○
E12M-SCLCR/L06-14	14	12	7	150	-	-	-				●	○
E12Q-SCLCR/L06-14	14	12	7	180	-	-	-				●	○
E16R-SCLCR/L06-18	18	16	9	200	-	-	-				●	○
E12M-SCLCR/L09-14	14	12	7	150	-	-	-	CC..09T3..	M4×8	T15	●	○
E12Q-SCLCR/L09-14	14	12	7	180	-	-	-				●	○
E16R-SCLCR/L09-18	18	16	9	200	-	-	-				●	○
E20R-SCLCR/L09-22	22	20	11	200	-	-	-				●	○
E20S-SCLCR/L09-22	22	20	11	250	-	-	-				●	○

■ SCLC型 缩小径刀杆

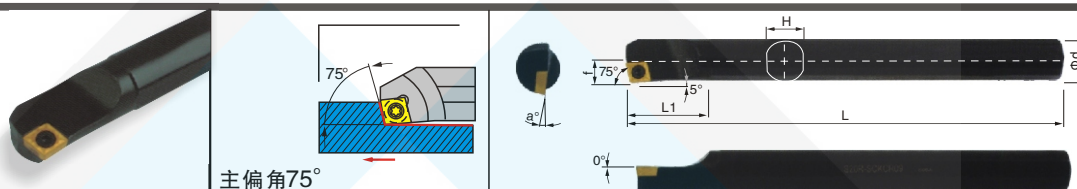


刀把型号 Ordering code	尺寸 Dimensions							刀片 Insert	螺丝 Screw	扳手 Wrench	Stock	
	ΦD	Φd	f	L	L1	H	α°				R	L
S07M-SCLCR/L06-A16	9	16	4.5	150	20	15	-	CC..0602..	M2.5×5	T8	●	●
S08M-SCLCR/L06-A16	10	16	5	150	20	15	-		●	●		
S10M-SCLCR/L06-A16	12	16	6	150	20	15	-		●	●		
S12M-SCLCR/L06-A16	14	16	7	150	25	15	-	CC..09T3..	M2.5×6	T8	●	●
S12M-SCLCR/L09-A16	16	16	8	150	25	15	-		●	●		
S14Q-SCLCR/L09-A16	16	16	8	180	35	15	-		●	●		
S14Q-SCLCR09/L-A16-60L	16	16	8	180	60	15	-		●	●		

碳化钨钢缩小径防震刀杆

C0604H-SCLCR/L03-05-10	5	6	2.5	100	10	5.5	-	CC..0301..	M1.8×2.5	T6	●	●
C0605H-SCLCR/L03-06-10	6	6	3	100	10	5.5	-	CC..0301..	M2.2×3.1	T7	●	●
C0807K-SCLCR/L04-08-15	8	8	4	125	15	7	-	CC..0301..	M2.2×3.1	T7	●	●

■ SCKC型 内孔车刀

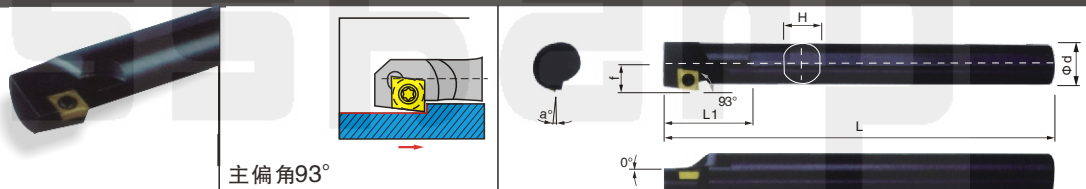


刀把型号 Ordering code	尺寸 Dimensions							刀片 Insert	螺丝 Screw	扳手 Wrench	Stock	
	ΦD	Φd	f	L	L1	H	α°				R	L
S08K-SCKCR/L06	10.5	8	5.5	125	20	7	13°	CC..0602..	M2.5×6	T8	●	●
S10K-SCKCR/L06	13.5	10	6	125	22	9	12°				●	●
S12M-SCKCR/L06	16	12	7	150	23	11	10°				●	●
S12M-SCKCR/L09	14	12	8	150	30	11	12°	CC..09T3..	M4×8	T15	●	●
S14N-SCKCR/L09	15	14	8	160	30	13	10°				●	●
S16Q-SCKCR/L09	20	15	9.5	180	30	15	10°				●	●
S20R-SCKCR/L09	25	20	11.5	200	35	19	8°				●	●
S25S-SCKCR/L09	31	25	14	250	40	24	6°				●	●

■ 碳化钨钢防震刀杆 防震效果 L/D > 8 倍

C08K-SCKCR/L06	10	8	5.5	125	-	-	-	CC..0602..	M2.5×6	T8	●	●
C10K-SCKCR/L06	13	10	6	125	-	-	-				●	●
C12M-SCKCR/L06	16	12	7	150	-	-	-				●	●
C12M-SCKCR/L09	16	12	7	150	-	-	-	CC..09T3..	M4×8	T15	●	●
C16Q-SCKCR/L09	20	16	9	180	-	-	-				●	●
C20R-SCKCR/L09	24	20	11.5	200	-	-	-				●	●
C20S-SCKCR/L09	24	20	11.5	250	-	-	-				●	●

■ SCZC型 内孔车刀

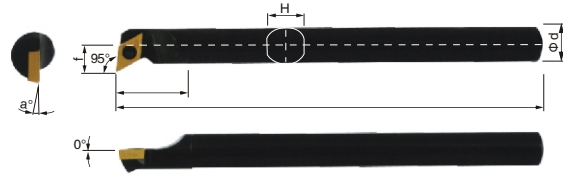
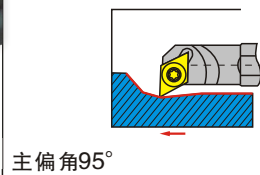


刀把型号 Ordering code	尺寸 Dimensions							刀片 Insert	螺丝 Screw	扳手 Wrench	Stock	
	ΦD	Φd	f	L	L1	H	α°				R	L
S08K-SCZCR/L06	12	8	6.5	125	25	7	13°	CC..0602..	M2.5×6	T8	●	●
S10K-SCZCR/L06	14	10	7.5	125	27	9	12°				●	●
S12M-SCZCR/L06	16	12	8.5	150	30	11	10°				●	●
S16Q-SCZCR/L06	20	16	10.5	180	35	15	18°	CC..09T3..	M4×8	T15	●	●
S16Q-SCZCR/L09	21	16	11.5	180	35	15	10°				●	●
S20R-SCZCR/L09	25	20	13.5	200	40	19	8°				●	●
S25S-SCZCR/L09	32	25	16	250	42	24	6°				●	●

■ 碳化钨钢防震刀杆 防震效果 L/D > 8 倍

C04X-SJZCR/L03-065	6.5	4	4	93	4.8			JC..0301..	M1.8×2.5	T6	●	●
--------------------	-----	---	---	----	-----	--	--	------------	----------	----	---	---

SDUC型 内孔车刀

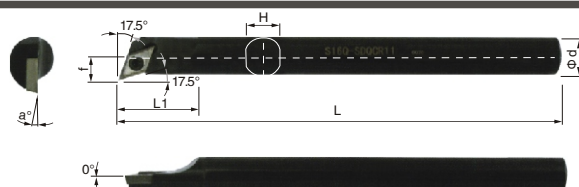
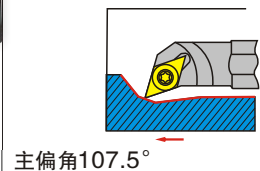


刀把型号 Ordering code	尺寸 Dimensions							刀片 Insert	螺丝 Screw	扳手 Wrench	Stock	
	ΦD	Φd	f	L	L1	H	α°				R	L
S08K-SDUCR/L07	13	8	6.5	125	20	7	12°	DC..0702..	M2.5×6	T8	●	●
S10K-SDUCR/L07	15	10	8	125	25	9	10°				●	●
S12M-SDUCR/L07	17	12	9	150	28	11	8°				●	●
S16Q-SDUCR/L07	22	16	11	180	30	15	6°				●	●
S16Q-SDUCR/L11	22	16	11	180	30	19	6°	DC..11T3..	M4×8	T15	●	●
S20R-SDUCR/L11	32	20	16	200	40	24	6°				●	●
S25S-SDUCR/L11	39	25	20	150	40	30	4°				●	●
S32T-SDUCR/L11	50	32	24	300	45	38	4°				●	●

碳化钨钢防震刀杆 防震效果 L/D > 8 倍

C10M-SDUCR/L07	13	10	7	150	-	-	-	DC..0702..	M2.5×6	T8	●	●
C12M-SDUCR/L07	16	12	9	150	-	-	-				●	●
C12Q-SDUCR/L07	16	12	9	180	-	-	-				●	●
C14M-SDUCR/L07	18	14	10	150	-	-	-				●	●
C16M-SDUCR/L07	20	16	11	150	-	-	-				●	●
C16R-SDUCR/L07	20	16	11	200	-	-	-	●	●			
C16M-SDUCR/L11	20	16	11	150	-	-	-	DC..11T3..	M4×8	T15	●	●
C16R-SDUCR/L11	20	16	11	200	-	-	-				●	●
C20R-SDUCR/L11	23	20	12.5	200	-	-	-				●	●
C20S-SDUCR/L11	23	20	12.5	250	-	-	-				●	●
C25R-SDUCR/L11	31	25	16	200	-	-	-				●	●
C25S-SDUCR/L11	31	25	16	250	-	-	-				●	●

SDQC型 内孔车刀



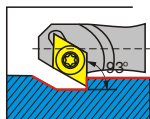
刀把型号 Ordering code	尺寸 Dimensions							刀片 Insert	螺丝 Screw	扳手 Wrench	Stock	
	ΦD	Φd	f	L	L1	H	α°				R	L
S10K-SDQCR/L07	13	10	7	125	23	9	10°	DC..0702..	M2.5×6	T8	●	●
S12M-SDQCR/L07	16	12	9	150	30	11	8°				●	●
S16Q-SDQCR/L07	20	16	10.5	180	30	15	6°				●	●
S20R-SDQCR/L11	25	20	13	200	39	19	6°	DC..11T3..	M4×8	T15	●	●
S25S-SDQCR/L11	32	25	16	250	40	24	4°				●	●
S32T-SDQCR/L11	39	32	20	300	43	30	4°				●	●

碳化钨钢防震刀杆 防震效果 L/D > 8 倍

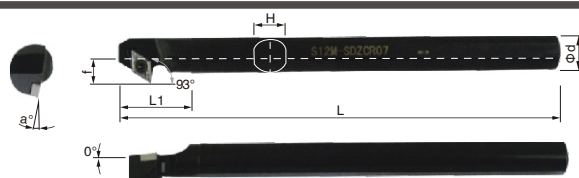
C10M-SDQCR/L07	13	10	7	150	-	-	-	DC..0702..	M2.5×6	T8	●	●
C12M-SDQCR/L07	16	12	9	150	-	-	-				●	●
C12Q-SDQCR/L07	16	12	9	180	-	-	-				●	●
C14M-SDQCR/L07	18	14	10	150	-	-	-				●	●
C16M-SDQCR/L07	20	16	11	150	-	-	-				●	●
C16R-SDQCR/L07	20	16	11	200	-	-	-	●	●			
C16M-SDQCR/L11	20	16	11	150	-	-	-	DC..11T3..	M4×8	T15	●	●
C16R-SDQCR/L11	20	16	11	200	-	-	-				●	●
C20R-SDQCR/L11	23	20	13	200	-	-	-				●	●
C20S-SDQCR/L11	23	20	13	250	-	-	-				●	●
C25R-SDQCR/L11	31	25	16	200	-	-	-				●	●
C25S-SDQCR/L11	31	25	16	250	-	-	-				●	●

SDZC型

内孔车刀



主偏角93°



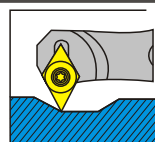
刀把型号 Ordering code	尺寸 Dimensions							刀片 Insert	螺丝 Screw	扳手 Wrench	Stock	
	ΦD	Φd	f	L	L1	H	α°				R	L
S10K-SDZCR/L07	15	10	8.5	125	28	9	12°	DC..0702..	M2.5×6	T8	●	●
S12M-SDZCR/L07	18	12	9.5	150	30	11	10°				●	●
S16Q-SDZCR/L07	24	16	11.5	180	30	15	8°				●	●
S20R-SDZCR/L11	28	20	14.5	200	40	19	8°	DC..11T3..	M4×8	T15	●	●
S25S-SDZCR/L11	34	25	17	250	45	24	6°				●	●
S32T-SDZCR/L11	38	32	20.5	300	50	30	4°				●	●

碳化钨钢防震刀杆 防震效果 L/D > 8 倍

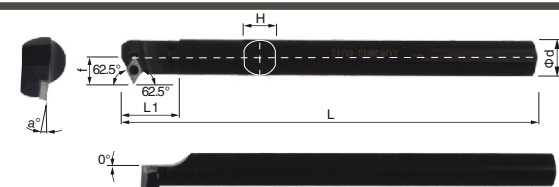
C10M-SDZCR/L07	14	10	8.5	150	-	-	-	DC..0702..	M2.5×6	T8	●	●
C12M-SDZCR/L07	17	12	10.5	150	-	-	-				●	●
C16R-SDZCR/L07	21	16	12.5	200	-	-	-				●	●
C20R-SDZCR/L11	26	20	15.5	200	-	-	-	DC..11T3..	M4×8	T15	●	●
C20S-SDZCR/L11	26	20	15.5	250	-	-	-				●	●
C25R-SDZCR/L11	33	25	18	200	-	-	-				●	●
C25S-SDZCR/L11	33	25	18	250	-	-	-				●	●

SDWCR型

内孔车刀



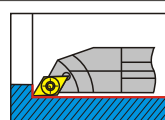
主偏角62.5°



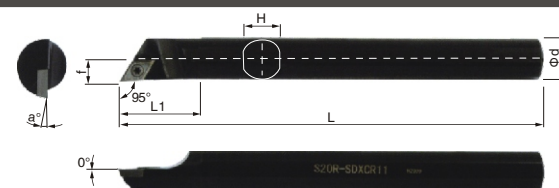
刀把型号 Ordering code	尺寸 Dimensions							刀片 Insert	螺丝 Screw	扳手 Wrench	Stock	
	ΦD	Φd	f	L	L1	H	α°				R	L
S12K-SDWCR/L07	19	12	10.5	150	28	11	10°	DC..0702..	M2.5×6	T8	●	●
S16Q-SDWCR/L07	23	16	12.5	180	30	15	8°				●	●
S20R-SDWCR/L07	27	20	14.5	200	30	19	6°				●	●
S20R-SDWCR/L11	25	20	14.5	200	40	19	6°	DC..11T3..	M4×8	T15	●	●
S25S-SDWCR/L11	32	25	17	250	45	24	4°				●	●
S32T-SDWCR/L11	40	32	20	300	50	30	2°				●	●

SDXCR型

内孔车刀



主偏角95°



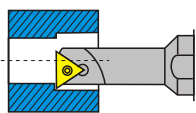
刀把型号 Ordering code	尺寸 Dimensions							刀片 Insert	螺丝 Screw	扳手 Wrench	Stock	
	ΦD	Φd	f	L	L1	H	α°				R	L
S08K-SDXCR/L07	10	8	5	125	7	5.5	12°	DC..0702..	M2.5×6	T8	●	●
S10K-SDXCR/L07	13	10	6	125	9	7	10°				●	●
S12M-SDXCR/L07	16	12	7	150	11	8.5	8°				●	●
S16Q-SDXCR/L07	20	16	9	180	15	11	6°				●	●
S16Q-SDXCR/L11	20	16	9	180	15	11	6°	DC..11T3..	M4×10	T15	●	●
S20R-SDXCR/L11	25	20	11.5	200	19	13	6°				●	●
S25S-SDXCR/L11	32	25	14	250	24	17	4°				●	●

碳化钨钢防震刀杆 防震效果 L/D > 8 倍

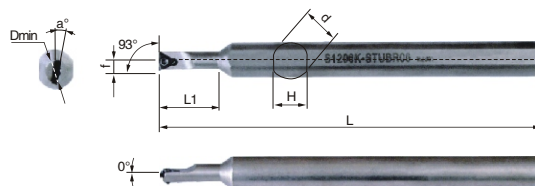
C08K-SDXCR/L07	10	8	5	125	-	-	-	DC..0702..	M2.5×6	T8	●	●
C10M-SDXCR/L07	13	10	6	150	-	-	-				●	●
C12M-SDXCR/L07	16	12	7	150	-	-	-				●	●
C16R-SDXCR/L07	20	16	9	200	-	-	-				●	●
C20R-SDXCR/L11	25	20	11.5	200	-	-	-	DC..11T3..	M4×10	T15	●	●
C20S-SDXCR/L11	25	20	11.5	250	-	-	-				●	●
C25R-SDXCR/L11	32	25	14	200	-	-	-				●	●
C25S-SDXCR/L11	32	25	14	250	-	-	-				●	●

STUB型

内孔车刀



主偏角93°



缩小径刀杆

刀把型号 Ordering code	尺寸 Dimensions							刀片 Insert	螺丝 Screw	扳手 Wrench	Stock	
	ΦD	Φd	f	L	L1	H	α°				R	L
S0806H-STUBR/L06	7	8	3.5	100	20	7	12°	TBGT060102	M2 × 4	T6	●	●
S1006K-STUBR/L06	7	10	3.5	125	20	9	12°				●	●
S1207K-STUBR/L06	8	12	4	125	25	11	12°				●	●
S1607M-STUBR/L06	8	16	4	150	25	15	12°				●	●

碳化钨钢防震刀杆 防震效果 L/D > 8倍

C06J-STUBR/L06-07	7	6	3.5	110	-	5.5	-	TBGT060102	M2 × 4	T6	●	●
C07J-STUBR/L06-08	8	7	4	110	-	6	-				●	●
C08K-STUBR/L06-09	9	8	4.5	125	-	7	-				●	●

碳化钨钢缩小径防震刀杆

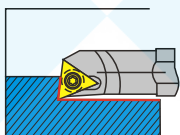
C0807K-STUBR06-08	8	8	4	125	15	7	-	TBGT060102	M2 × 4	T6	●	●
-------------------	---	---	---	-----	----	---	---	------------	--------	----	---	---

碳化钨钢缩小径防震刀杆(中心出水孔)

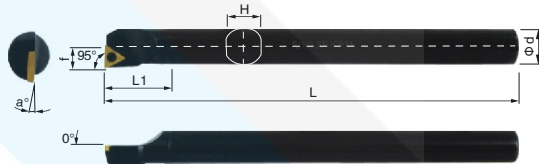
E06J-STUBR06/L-07	7	6	3.5	110	-	5	-	TBGT060102	M2 × 4	T6	●	●
-------------------	---	---	-----	-----	---	---	---	------------	--------	----	---	---

STUC型

内孔车刀



主偏角95°



刀把型号 Ordering code	尺寸 Dimensions							刀片 Insert	螺丝 Screw	扳手 Wrench	Stock				
	ΦD	Φd	f	L	L1	H	α°				R	L			
S08K-STUCR/L09	10.5	8	5	125	23	7	15°	TC..0902..	M2.2 × 6	T6	●	●			
S10K-STUCR/L09	13.5	10	6	125	24	9	13°				●	●			
S12M-STUCR/L09	16	12	7	150	27	11	10°				●	●			
S10K-STUCR/L11	13.5	10	6	125	24	9	12°				●	●			
S12M-STUCR/L11	16	12	7	150	27	11	10°	TC..1102..	M2.5 × 6	T8	●	●			
S14Q-STUCR/L11	18	14	8	180	30	13	9°				●	●			
S16Q-STUCR/L11	20	16	9	180	30	15	8°				●	●			
S20R-STUCR/L11	25	20	11	200	35	19	6°				●	●			
S25S-STUCR/L11	31	25	13.5	250	40	24	4°				●	●			
S20R-STUCR/L16	25	20	11.5	200	40	19	8°				TC..16T3..	M4 × 10	T15	●	●
S25S-STUCR/L16	31	25	14	250	40	24	6°							●	●
S32T-STUCR/L16	39	32	17.5	300	45	30	4°							●	●

碳化钨钢防震刀杆 防震效果 L/D > 8倍

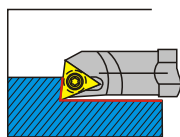
C08K-STUCR/L09	10	8	5	125	-	7	-	TC..0902..	M2.2 × 6	T6	●	●
C10M-STUCR/L09	12	10	6	150	-	9	-				●	●
C12M-STUCR/L09	14	12	7	150	-	11	-				●	●
C12Q-STUCR/L09	14	12	7	180	-	11	-				●	●
C10M-STUCR/L11	12	10	6	150	-	9	-	TC..1102..	M2.5 × 6	T8	●	●
C12M-STUCR/L11	14	12	7	150	-	11	-				●	●
C12Q-STUCR/L11	14	12	7	180	-	11	-				●	●
C14M-STUCR/L11	16	14	8	150	-	13	-				●	●
C16M-STUCR/L11	18	16	9	150	-	15	-				●	●
C16R-STUCR/L11	18	16	9	200	-	15	-				●	●
C20R-STUCR/L11	22	20	11	200	-	19	-				●	●
C20S-STUCR/L11	22	20	11	250	-	19	-				●	●
S25R-STUCR/L11	32	25	16	200	-	24	-	●	●			
S25S-STUCR/L11	32	25	16	250	-	24	-	●	●			

碳化钨钢缩小径防震刀杆(中心出水孔)

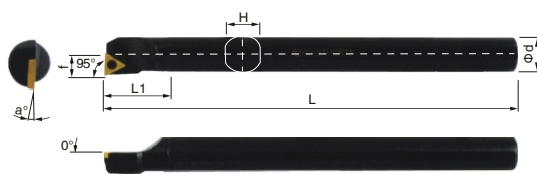
E08K-STUCR/L09	10	8	5	125	-	7	-	TC..0902..	M2.2 × 6	T6	●	●
E10M-STUCR/L11	12	10	6	150	-	9	-				●	●
E12M-STUCR/L11	14	12	7	150	-	11	-				●	●
E12Q-STUCR/L11	14	12	7	180	-	11	-				●	●
E16R-STUCR/L11	18	16	9	200	-	15	-	TC..1102..	M2.5 × 6	T8	●	●
E20R-STUCR/L11	22	20	11	200	-	19	-				●	●
E20S-STUCR/L11	22	20	11	250	-	19	-				●	●

STUP型

内孔车刀



主偏角95°



刀把型号 Ordering code	尺寸 Dimensions							刀片 Insert	螺丝 Screw	扳手 Wrench	Stock	
	ΦD	Φd	f	L	L1	H	α°				R	L
S08K-STUPR/L09	10.5	8	5.5	125	23	7	15°	TP..0902..	M2.5×6	T8	●	●
S10K-STUPR/L09	13.5	10	6.5	125	24	9	13°				●	●
S12M-STUPR/L09	16	12	7.5	150	27	11	10°				●	●
S10K-STUPR/L11	13.5	10	6.5	125	24	9	12°	TP..1103..	M3×8	T8	●	●
S12M-STUPR/L11	16	12	7.5	150	27	11	10°				●	●
S14Q-STUPR/L11	18	14	8.5	180	30	13	9°				●	●
S16Q-STUPR/L11	20	16	9.5	180	30	15	8°				●	●
S20R-STUPR/L11	25	20	11.5	200	35	19	6°				●	●
S25S-STUPR/L11	31	25	14	250	40	24	4°	TP..1603..	M4×8	T15	●	●
S20R-STUPR/L16	25	20	12	200	40	19	8°				●	●
S25S-STUPR/L16	31	25	14.5	250	40	24	6°				●	●
S32T-STUPR/L16	39	32	18	300	45	30	4°				●	●

碳化钨钢防震刀杆 防震效果 L/D > 8倍

C08K-STUPR/L09	10	8	5.5	125	-	7	-	TP..0902..	M2.5×6	T8	●	●
C10M-STUPR/L09	12	10	6.5	150	-	9	-				●	●
C12M-STUPR/L09	14	12	7.5	150	-	11	-				●	●
C12Q-STUPR/L09	14	12	7.5	180	-	11	-	TP..1103..	M3×8	T8	●	●
C10M-STUPR/L11	12	10	6.5	150	-	9	-				●	●
C12M-STUPR/L11	14	12	7.5	150	-	11	-				●	●
C12Q-STUPR/L11	14	12	7.5	180	-	11	-				●	●
C14M-STUPR/L11	16	14	8.5	150	-	13	-				●	●
C16M-STUPR/L11	18	16	9.5	150	-	15	-				●	●
C16R-STUPR/L11	18	16	9.5	200	-	15	-				●	●
C20R-STUPR/L11	22	20	11.5	200	-	19	-				●	●
C20S-STUPR/L11	22	20	11.5	250	-	19	-				●	●
S25R-STUPR/L11	32	25	16.5	200	-	24	-				●	●
S25S-STUPR/L11	32	25	16.5	250	-	24	-	●	●			

碳化钨钢缩小径防震刀杆(中心出水孔)

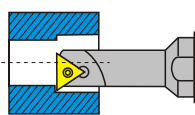
E08K-STUPR/L09	10	8	5.5	125	-	7	-	TP..0902..	M2.5×6	T8	●	●
E10M-STUPR/L11	12	10	6.5	150	-	9	-				●	●
E12M-STUPR/L11	14	12	7.5	150	-	11	-				●	●
E12Q-STUPR/L11	14	12	7.5	180	-	11	-	TP..1103..	M3×8	T15	●	●
E16R-STUPR/L11	18	16	9.5	200	-	15	-				●	●
E20R-STUPR/L11	22	20	11.5	200	-	19	-				●	●
E20S-STUPR/L11	22	20	11.5	250	-	19	-				●	●

STUP 1102型

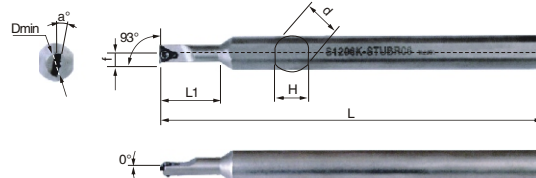
S10K-STUPR/L1102	13.5	10	6.5	125	-	9	-	TP..1102..	M3×8	T15	●	●
S12M-STUPR/L1102	16	12	7.5	150	-	11	-				●	●
S14Q-STUPR/L1102	18	14	8.5	180	-	13	-				●	●
S16Q-STUPR/L1102	20	16	9.5	180	-	15	-				●	●
S20R-STUPR/L1102	25	20	12	200	-	19	-				●	●
S25S-STUPR/L1102	31	25	14.5	250	-	24	-				●	●

STUP(C)型

内孔车刀



主偏角93°

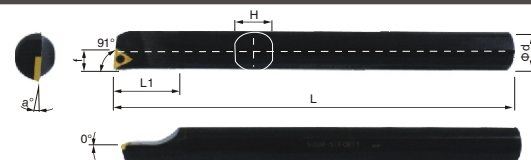
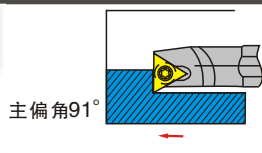


缩小径刀杆

刀把型号 Ordering code	尺寸 Dimensions							刀片 Insert	螺丝 Screw	扳手 Wrench	Stock	
	ΦD	Φd	f	L	L1	H	α°				R	L
S07K-STUPR/L08-A12	9	12	4.5	125	25	11	12°	TP..0802..	M2.2×6	T6	●	●
S08K-STUPR/L08-A16	10	16	5	150	28	15	13°				●	●
S08K-STUCR/L09-A12	10	12	5.5	125	28	11	15°	TC..0902..	M2.5×6	T8	●	●
S08K-STUCR/L09-A16	10	16	5.5	150	28	15	10°				●	●
S10M-STUCR/L11-A16	12	16	6	150	30	15	12°	TC..1102..	M2.5×6	T6	●	●
S12M-STUCR/L11-A16	14	16	7	150	33	15	10°				●	●

STFC型

内孔车刀



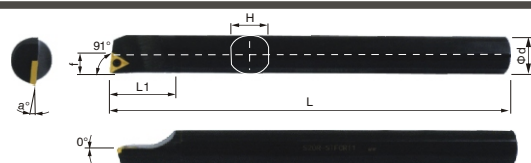
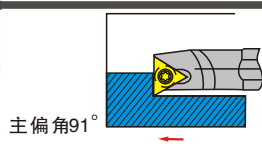
刀把型号 Ordering code	尺寸 Dimensions							刀片 Insert	螺丝 Screw	扳手 Wrench	Stock	
	ΦD	Φd	f	L	L1	H	α°				R	L
S08K-STFCR/L09	10.5	8	5	125	23	7	15°	TC..0902..	M2.2×6	T6	●	●
S10K-STFCR/L09	13.5	10	6	125	24	9	13°				●	●
S12M-STFCR/L09	16	12	7	150	27	11	10°				●	●
S10K-STFCR/L11	13.5	10	6	125	24	9	12°	TC..1102..	M2.5×6	T8	●	●
S12M-STFCR/L11	16	12	7	150	27	11	10°				●	●
S14Q-STFCR/L11	18	14	8	180	30	13	9°				●	●
S16Q-STFCR/L11	20	16	9	180	30	15	8°				●	●
S20R-STFCR/L11	25	20	11	200	35	19	6°				●	●
S25S-STFCR/L11	31	25	13.5	250	40	24	4°				●	●
S20R-STFCR/L16	25	20	11.5	200	40	19	8°	TC..16T3..	M4×10	T15	●	●
S25S-STFCR/L16	31	25	14	250	40	24	6°				●	●
S32T-STFCR/L16	39	32	17.5	300	45	30	4°				●	●

碳化钨钢防震刀杆 防震效果 L/D > 8倍

C08K-STFCR/L09	10	8	5	125	-	7	-	TC..0902..	M2.2×6	T6	●	●
C10M-STFCR/L09	12	10	6	150	-	9	-				●	●
C12M-STFCR/L09	14	12	7	150	-	11	-				●	●
C12Q-STFCR/L09	14	12	7	180	-	11	-	TC..1102..	M2.5×6	T8	●	●
C10M-STFCR/L11	12	10	6	150	-	9	-				●	●
C12M-STFCR/L11	14	12	7	150	-	11	-				●	●
C12Q-STFCR/L11	14	12	7	180	-	11	-				●	●
C14M-STFCR/L11	16	14	8	150	-	13	-				●	●
C16M-STFCR/L11	18	16	9	150	-	15	-				●	●
C16R-STFCR/L11	18	16	9	200	-	15	-				●	●
C20R-STFCR/L11	22	20	11	200	-	19	-				●	●
C20S-STFCR/L11	22	20	11	250	-	19	-				●	●

STFPR型

内孔车刀



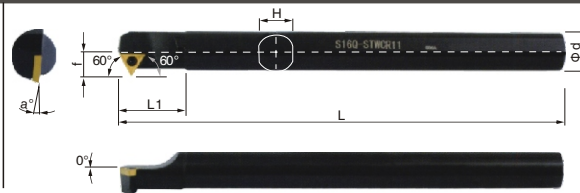
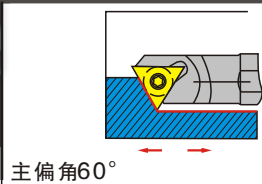
刀把型号 Ordering code	尺寸 Dimensions							刀片 Insert	螺丝 Screw	扳手 Wrench	Stock	
	ΦD	Φd	f	L	L1	H	α°				R	L
S08K-STFPR/L09	10.5	8	5.5	125	23	7	15°	TP..0902..	M2.5×6	T8	●	●
S10K-STFPR/L09	13.5	10	6.5	125	24	9	13°				●	●
S12M-STFPR/L09	16	12	7.5	150	27	11	10°				●	●
S10K-STFPR/L11	13.5	10	6.5	125	24	9	12°	TP..1103..	M3×8	T8	●	●
S12M-STFPR/L11	16	12	7.5	150	27	11	10°				●	●
S14Q-STFPR/L11	18	14	8.5	180	30	13	9°				●	●
S16Q-STFPR/L11	20	16	9.5	180	30	15	8°				●	●
S20R-STFPR/L11	25	20	11.5	200	35	19	6°				●	●
S25S-STFPR/L11	31	25	14	250	40	24	4°				●	●
S20R-STFPR/L16	25	20	12	200	40	19	8°	TP..1603..	M4×8	T15	●	●
S25S-STFPR/L16	31	25	14.5	250	40	24	6°				●	●
S32T-STFPR/L16	39	32	18	300	45	30	4°				●	●

碳化钨钢防震刀杆 防震效果 L/D > 8倍

C08K-STFPR/L09	10	8	5.5	125	-	7	-	TP..0902..	M2.5×6	T8	●	●
C10M-STFPR/L09	12	10	6.5	150	-	9	-				●	●
C12M-STFPR/L09	14	12	7.5	150	-	11	-				●	●
C12Q-STFPR/L09	14	12	7.5	180	-	11	-	TP..1103..	M3×8	T8	●	●
C10M-STFPR/L11	12	10	6.5	150	-	9	-				●	●
C12M-STFPR/L11	14	12	7.5	150	-	11	-				●	●
C12Q-STFPR/L11	14	12	7.5	180	-	11	-				●	●
C14M-STFPR/L11	16	14	8.5	150	-	13	-				●	●
C16M-STFPR/L11	18	16	9.5	150	-	15	-				●	●
C16R-STFPR/L11	18	16	9.5	200	-	15	-				●	●
C20R-STFPR/L11	22	20	11.5	200	-	19	-				●	●
C20S-STFPR/L11	22	20	11.5	250	-	19	-				●	●
C25S-STFPR/L16	32	25	16	250	-	24	-				TP..1603..	M4×8

STWC型

内孔车刀



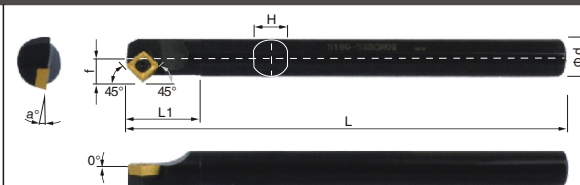
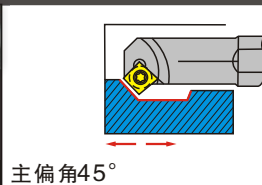
刀把型号 Ordering code	尺寸 Dimensions							刀片 Insert	螺丝 Screw	扳手 Wrench	Stock	
	ΦD	Φd	f	L	L1	H	α°				R	L
S08K-STWCR/L09	11	8	5.5	125	25	7	12°	TC..0902..	M2.2×6	T6	●	●
S10K-STWCR/L11	14	10	8	125	25	9	10°				●	●
S12M-STWCR/L11	16	12	9	150	30	11	8°				●	●
S16Q-STWCR/L11	20	16	11	180	30	15	6°				●	●
S20R-STWCR/L11	25	20	13	200	35	19	4°	TC..16T3..	M4×10	T15	●	●
S20R-STWCR/L16	25	20	13	200	35	19	4°				●	●
S25S-STWCR/L16	32	25	15	250	40	24	2°				●	●

碳化钨钢防震刀杆 防震效果 L/D > 8倍

C08K-STWCR/L09	11	8	5.5	125	-	7	-	TC..1102..	M2.5×7	T8	●	●
C10M-STWCR/L11	14	10	8	150	-	9	-				●	●
C12M-STWCR/L11	16	12	9	150	-	11	-				●	●
C16R-STWCR/L11	20	16	11	200	-	15	-				●	●
C20R-STWCR/L11	25	20	13	200	-	19	-	●	●			
C20S-STWCR/L11	25	20	13	250	-	19	-	●	●			

SSSC型

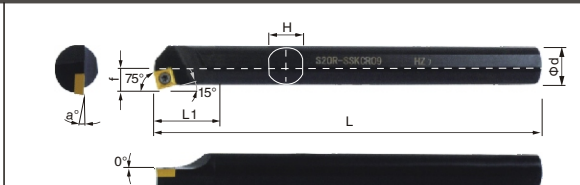
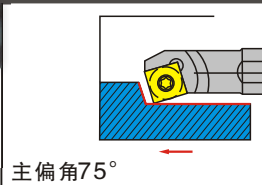
内孔车刀



刀把型号 Ordering code	尺寸 Dimensions							刀片 Insert	螺丝 Screw	扳手 Wrench	Stock	
	ΦD	Φd	f	L	L1	H	α°				R	L
S12M-SSSCR/L09	16	12	8.5	150	30	11	12°	SC..09T3..	M4×8	T15	●	●
S16Q-SSSCR/L09	22	16	11.5	180	35	15	10°				●	●
S20R-SSSCR/L09	26	20	13.5	200	40	19	8°		●		●	
S25S-SSSCR/L09	32	25	16	250	40	24	6°		●		●	
S32T-SSSCR/L09	38	32	19.5	300	45	30	4°		●		●	

SSKC型


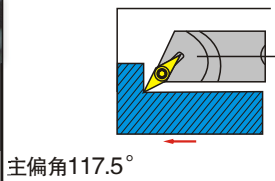
内孔车刀



刀把型号 Ordering code	尺寸 Dimensions							刀片 Insert	螺丝 Screw	扳手 Wrench	Stock	
	ΦD	Φd	f	L	L1	H	α°				R	L
S12M-SSKCR/L09	16	12	8.5	150	30	11	12°	SC..09T3..	M4×8	T15	●	●
S16Q-SSKCR/L09	20	16	10.5	180	30	15	10°				●	●
S20R-SSKCR/L09	25	20	12.5	200	40	19	8°		●		●	
S25S-SSKCR/L09	31	25	15	250	40	24	6°		●		●	

SVQB(C)R/L型

内孔车刀



刀把型号 Ordering code	尺寸 Dimensions							刀片 Insert	螺丝 Screw	扳手 Wrench	Stock	
	ϕD	ϕd	f	L	L1	H	α°				R	L
S16Q-SVQ*R/L11	22	16	11.5	180	35	15	10° 8°	VC..1103.. VB..1103..	M2.5 x 7	T8	●	●
S20R-SVQ*R/L11	27	20	14	200	39	19	8° 6°				●	●
S20R-SVQ*R/L16	27	20	14	200	50	19	10° 8°	VC..1604.. VB..1604..	M4 x 10	T15	●	●
S25S-SVQ*R/L16	32	25	16.5	250	50	24	8° 6°				●	●
S32T-SVQ*R/L16	41	32	22.5	300	55	30	10° 8°				●	●
S40T-SVQ*R/L16	50	40	27	300	55	38	8° 6°	●	●			


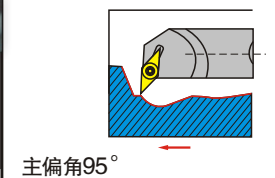
碳化钨钢防震刀杆 防震效果 L/D > 8倍

C16R-SVQ*R/L11	22	16	11.5	200	-	15	-	VC..1103.. VB..1103..	M2.5 x 7	T8	●	●
C20R-SVQ*R/L11	27	20	14	200	-	19	-				●	●

注：“*”表示B或C刀片选型

SVUB(C)R/L型

内孔车刀



刀把型号 Ordering code	尺寸 Dimensions							刀片 Insert	螺丝 Screw	扳手 Wrench	Stock	
	ϕD	ϕd	f	L	L1	H	α°				R	L
S16Q-SVU*R/L11	22	16	12.5	180	30	15	10° 8°	VC..1103.. VB..1103..	M2.5 x 7	T8	●	●
S20R-SVU*R/L11	27	20	14	200	32	19	8° 6°				●	●
S20R-SVU*R/L16	31	20	20	200	50	19	10° 8°	VC..1604.. VB..1604..	M4 x 10	T15	●	●
S25S-SVU*R/L16	35	25	20	250	50	24	8° 6°				●	●
S32T-SVU*R/L16	42	32	22.5	300	50	30	10° 8°				●	●
S40T-SVU*R/L16	51	40	27	300	55	38	8° 6°	●	●			

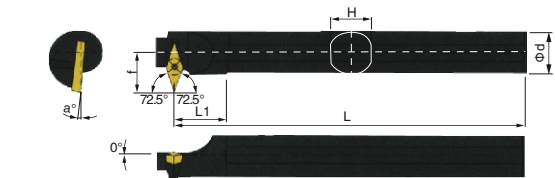
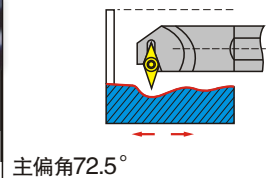
碳化钨钢防震刀杆 防震效果 L/D > 8倍

C16R-SVU*R/L11	22	16	13	200	-	15	-	VC..1103.. VB..1103..	M2.5 x 7	T8	●	●
C20R-SVU*R/L11	27	20	15	200	-	19	-				●	●
C20S-SVU*R/L11	27	20	15	250	-	19	-				●	●
C20R-SVU*R/L16	31	20	19	200	-	19	-	VC..1604.. VB..1604..	M4 x 10	T15	●	●
C20S-SVU*R/L16	31	20	19	250	-	19	-				●	●
C25R-SVU*R/L16	35	25	20	200	-	24	-				●	●
C25S-SVU*R/L16	35	25	20	250	-	24	-				●	●

注：“*”表示B或C刀片选型

SVWB(C)R/L型

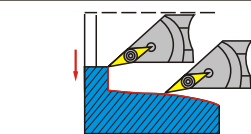
内孔车刀



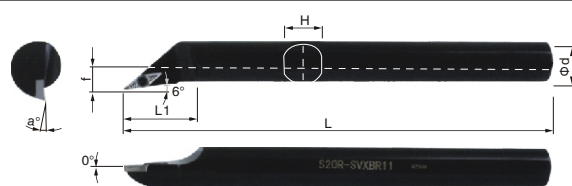
刀把型号 Ordering code	尺寸 Dimensions							刀片 Insert	螺丝 Screw	扳手 Wrench	Stock	
	ϕD	ϕd	f	L	L1	H	α°				R	L
S25S-SVW*R/L16	38	25	23	250	33	24	6° 5°	VC..1604.. VB..1604..	M4 x 10	T15	●	●
S32T-SVW*R/L16	45	32	26	300	41	30	6° 5°				●	●

SVXB(C)R/L型

内孔车刀



主偏角96°



刀把型号 Ordering code	尺寸 Dimensions							刀片 Insert	螺丝 Screw	扳手 Wrench	Stock	
	ΦD	Φd	f	L	L1	H	α°				R	L
S08H-SVXCR/L08	10	8	5	100	-	7	-	VC..0802..	M2 × 4	T6	●	●
S10K-SVXCR/L08	12	10	6	125	-	9	-				●	●
S10K-SVX*R/L11	12	10	6	125	-	9	-	VC..1103.. VB..1103..	M2.5 × 7	T8	●	●
S12M-SVX*R/L11	14	12	7	150	-	11	-				●	●
S16Q-SVX*R/L11	22	16	11.5	180	40	15	10° 8°	VC..1604.. VB..1604..	M4 × 10	T15	●	●
S20R-SVX*R/L11	27	20	13.5	200	45	19	8° 6°				●	●
S20R-SVX*R/L16	27	20	13.5	200	50	19	10° 8°	VC..1604.. VB..1604..	M4 × 10	T15	●	●
S25S-SVX*R/L16	32	25	16	250	50	24	8° 6°				●	●
S32T-SVX*R/L16	40	32	19.5	300	60	30	10° 8°	VC..1604.. VB..1604..	M4 × 10	T15	●	●
S40T-SVX*R/L16	50	40	23.5	300	65	38	8° 6°				●	●

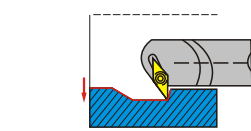
碳化钨钢防震刀杆 防震效果 L/D > 8倍

C06J-SVXCR/L08	8.5	6	3.25	110	-	5	-	VC..0802..	M2 × 4	T6	●	●
C08K-SVXCR/L08	10	8	5	125	-	7	-				●	●
C10M-SVXCR/L08	12	10	6	150	-	9	-	VC..1103.. VB..1103..	M2.5 × 7	T8	●	●
C10M-SVXCR/L11	12	10	6	150	-	9	-				●	●
C12M-SVXCR/L11	14	12	7	150	-	11	-	VC..1103.. VB..1103..	M2.5 × 7	T8	●	●
C12Q-SVXCR/L11	14	12	7	180	-	11	-				●	●
C16R-SVXCR/L11	18	16	9	200	-	15	-	VC..1604.. VB..1604..	M4 × 10	T15	●	●
C20R-SVXCR/L11	22	20	11	200	-	19	-				●	●
C20S-SVXCR/L11	22	20	11	250	-	19	-	VC..1604.. VB..1604..	M4 × 10	T15	●	●
C25S-SVXCR/L16	28	25	14	200	-	24	-				●	●

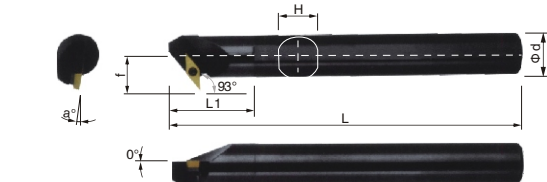
注：“*”表示B或C刀片选型

SVZB(C)R/L型

内孔车刀




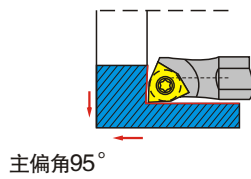
主偏角93°



刀把型号 Ordering code	尺寸 Dimensions							刀片 Insert	螺丝 Screw	扳手 Wrench	Stock	
	ΦD	Φd	f	L	L1	H	α°				R	L
S16Q-SVZ*R/L11	22	16	11.5	180	34	15	10° 8°	VC..1103.. VB..1103..	M2.5 × 7	T8	●	●
S20R-SVZ*R/L11	27	20	14	200	38	19	8° 6°				●	●
S25S-SVZ*R/L16	34	25	19.5	250	50	20	8° 6°	VC..1604.. VB..1604..	M4 × 10	T15	●	●
S32T-SVZ*R/L16	42	32	23.5	300	50	30	10° 8°				●	●
S40T-SVZ*R/L16	50	40	27	300	60	38	8° 6°	VC..1604.. VB..1604..	M4 × 10	T15	●	●

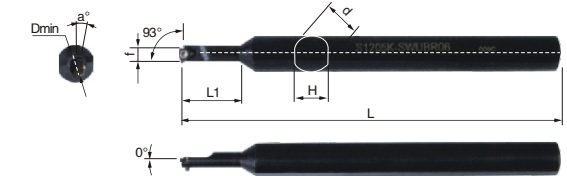
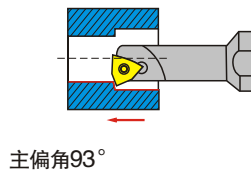
C16R-SVZ*R/L11	22	16	11.5	200	-	15	-	VC..1103.. VB..1103..	M2.5 × 7	T8	●	●
C20R-SVZ*R/L11	27	20	14	200	-	19	-				●	●
C20S-SVZ*R/L11	27	20	14	250	-	19	-	VC..1604.. VB..1604..	M4 × 10	T15	●	●
C20R-SVZ*R/L16	27	20	14	200	-	19	-				●	●
C20S-SVZ*R/L16	27	20	14	250	-	19	-	VC..1604.. VB..1604..	M4 × 10	T15	●	●
C25R-SVZ*R/L16	34	25	19.5	200	-	24	-				●	●
C25S-SVZ*R/L16	34	25	19.5	250	-	24	-	VC..1604.. VB..1604..	M4 × 10	T15	●	●

SWLC型 内孔车刀



刀把型号 Ordering code	尺寸 Dimensions							刀片 Insert	螺丝 Screw	扳手 Wrench	Stock	
	ΦD	Φd	f	L	L1	H	α°				R	L
S08K-SWLCR/L04	10	8	5	125	25	7	13°	WC..0402..	M3 × 6	T10	●	●
S10K-SWLCR/L04	13	10	6.5	125	30	9	10°				●	●
S12M-SWLCR/L04	16	12	7.5	150	37	11	13°				●	●
S16Q-SWLCR/L06	20	16	9.5	180	40	15	10°	WC..06T3..	M4 × 10	T15	●	●
S20R-SWLCR/L06	25	20	11.5	200	40	19	8°				●	●
S25S-SWLCR/L06	31	25	14	250	40	24	6°				●	●

SWUB型 内孔车刀



缩小径刀杆


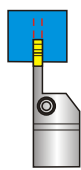
刀把型号 Ordering code	尺寸 Dimensions							刀片 Insert	螺丝 Screw	扳手 Wrench	Stock	
	ΦD	Φd	f	L	L1	H	α°				R	L
S0805H-SWUBR/L06	7	8	3.5	100	20	7	12°	WBGT060102	M2 × 4	T6	●	●
S1006K-SWUBR/L06	7	10	3.5	125	20	9	12°				●	●
S1207K-SWUBR/L06	8	12	4	125	25	11	12°				●	●
S1607M-SWUBR/L06	8	16	4	150	25	15	12°				●	●
碳化钨钢缩小径防震刀杆												
C0807K-SWUBR/L06	8	8	4	125	15	7	-	WBGT060102	M2 × 4	T6	●	●

单头切断切槽刀

■ ZQ□□R/L型



外径槽刀



刀把型号 Ordering code	尺寸 Dimensions							刀片 Insert	螺丝 Screw	扳手 Wrench	Stock	
	w	b	h	L	h1	f	Tmax				R	L
ZQ 1616R/L-02	2.2	16	16	100	16	16.4	16	SP200	M5 × 20	L4	●	●
2020R/L-02	2.2	20	20	125	20	20.4	16		M6 × 20	L5	●	●
2525R/L-02	2.2	25	25	150	25	25.4	16				●	●
ZQ 1616R/L-03	3.125	16	16	100	16	16.4	20	SP300	M5 × 20	L4	●	●
2020R/L-03	3.125	20	20	125	20	20.4	20				●	●
2525R/L-03	3.125	25	25	150	25	25.4	20		M6 × 20	L5	●	●
3225R/L-03	3.125	25	32	170	32	25.4	20				●	●
ZQ 1616R/L-04	4.125	16	16	100	16	16.4	25	SP400	M5 × 20	L4	●	●
2020R/L-04	4.125	20	20	125	20	20.4	25				●	●
2525R/L-04	4.125	25	25	150	25	25.4	25		M6 × 20	L5	●	●
3225R/L-04	4.125	32	32	170	32	25.4	25				●	●
ZQ 2525R/L-05	5.125	25	25	150	25	25.5	30	SP500	M6 × 20	L5	●	●
3232R/L-05	5.125	32	32	170	32	32.5	30			●	●	
ZQ 2525R/L-06	6.4	25	25	150	25	25.5	35	SP600	M6 × 20	L5	●	●
3232R/L-06	6.4	32	32	170	32	32.5	35					



三菱切断切槽刀

UGHR/L 1616H2	2.2	16	16	100	16	16.3	16	KGT2	M5 × 20	L4	●	●
2020K2	2.2	20	20	125	20	20.3	21		M6 × 20	L5	●	●
UGHR/L 1616H3	3.1	16	16	100	16	16.4	18	KGT3	M5 × 20	L4	●	●
2020K3	3.1	20	20	125	20	20.4	29		M6 × 20	L5	●	●
2525M3	3.1	25	25	150	25	25.4	38				●	●
UGHR/L 2525M4	4.1	25	25	150	25	25.5	38	KGT4	M6 × 20	L5	●	●



东芝切断切槽刀

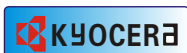
CTWR/L 2020-3	3	20	20	150	20	20.25	14	CTD3	M6 × 20	L5	●	●
2525-3	3	25	25	150	25	25.25	14				●	●
CTWR/L 2020-4	4	20	20	150	20	20.25	14	CTD4	M6 × 20	L5	●	●
2525-4	4	25	25	150	25	25.25	14				●	●
CTWR/L 2525-5	5	25	25	150	25	25.25	20	CTD5	M6 × 20	L5	●	●

CGSS东芝切断切槽刀


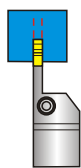
CGSSR/L1616-30D	3	16	16		16	16.5	22	GE30,GE30R/L	M6 × 20	L5	●	●
2020-30D	3	20	20		20	20.5	22	GE30-AL,GT30			●	●
2525-30D	3	25	25		25	25.5	22	GR30			●	●
CGSSR/L1616-40D	4	16	16		16	16.6	25	GE40,GE40R/L	M6 × 20	L5	●	●
2020-40D	4	20	20		20	20.6	25	GE40-AL,GT40			●	●
2525-40D	4	25	25		25	25.6	25	GR40			●	●
CGSSR/L1616-50D	5	16	16		16	16.7	25	GE50,GE50R/L	M6 × 20	L5	●	●
2020-50D	5	20	20		20	20.7	25	GE50-AL,GT50			●	●
2525-50D	5	25	25		25	25.7	25	GR50			●	●

单头切断切槽刀

KTKHR/L型



外径槽刀



刀把型号 Ordering code	尺寸 Dimensions							刀片 Insert	螺丝 Screw	扳手 Wrench	Stock	
	w	b	h	L	h1	f	Tmax				R	L
KTKHR/L 1010F-2S	2.2	10	10	80	10		15	TKN2,TKR/L2 TKN2-P,TKR/L2-P TKN2.4,TKR/L2.4			●	●
1212H-2S	2.2	12	12	100	12		16.5				●	●
1612H-2S	2.2	12	16	100	16		16.5				●	●
1616H-2S	2.2	16	16	100	16		16.5				●	●
2012K-2S	2.2	12	20	125	20		19				●	●
2020K-2S	2.2	20	20	125	20		19	●	●			
KTKHR/L 1612H-3S	3.1	12	16	100	16		18	TKN3,TKR/L3 TKN3-P,TKR/L3-P			●	●
1616H-3S	3.1	16	16	100	16		18				●	●
2012K-3S	3.1	12	20	125	20		20.5				●	●
2020K-3S	3.1	20	20	125	20		26				●	●
2525M-3S	3.1	25	25	150	25		26.5	●	●			
KTKHR/L 2012K-4S	4.1	12	20	125	20		22	TKN4,TKR/L4			●	●
2020K-4S	4.1	20	20	125	20		31				●	●
2525M-4S	4.1	25	25	150	25		34				●	●
KTKHR/L 2525M-5S	5.1	25	25	150	25		39.5	TKN4.8,TKN5,TKR/L5			●	●
自动车床用自锁式												
KTKHR/L 1010K-2-125S	2.2	10	10	125	10		15	TKN2,TKR/L2 TKN2-P,TKR/L2-P TKN2.4,TKR/L2.4			●	●
1212M-2-125S	2.2	12	12	150	12		15				●	●
1616M-2-150S	2.2	16	16	150	16		18				●	●
KTKHR/L 1616M-3-150S	3.1	16	16	150	16		22.5	TKN3,TKR/L3 TKN3-P,TKR/L3-P			●	●
自动车床用螺钉紧固式												
KTKHR/L 0808K-1.6-125B	1.6	8	8	125	8		5	TKN1.6,TKN1.6-P TKR/L1.6,TKR/L1.6-P	M4 × 12	T15	●	●
1010K-1.6-125B	1.6	10	10	125	10		10				●	●
1212M-1.6-150B	1.6	12	12	150	12		12.5				●	●
1414M-1.6-150B	1.6	14	14	150	14		13				●	●
KTKHR/L 1010K-2-125B	2.2	10	10	125	10		10	TKN2,TKR/L2 TKN2-P,TKR/L2-P TKN2.4,TKR/L2.4	M4 × 12	T15	●	●
1212M-2-150B	2.2	12	12	150	12		12.5				●	●
1616M-2-150B	2.2	16	16	150	16		16				●	●
KTKHR/L 1616M-3-150B	3.1	16	16	150	16		16	TKN3,TKR/L3 TKN3-P,TKR/L3-P	M5 × 12	L4	●	●

双头切断切槽刀

■ MGEHR/L型



外径槽刀



刀把型号 Ordering code	尺寸 Dimensions							刀片 Insert	螺丝 Screw	扳手 Wrench	Stock	
	w	b	h	L	h1	f	Tmax				R	L
MGEHR/L 1010-1.5	1.5	10	10	100	10	10	14	MGMN150-G	M5 × 20	L4	●	●
1212-1.5	1.5	12	12	100	12	12	14				●	●
MGEHR/L 1010-2	2	10	10	100	10	10	14	MGMN200-G MRMN200	M5 × 20	L4	●	●
1212-2	2	12	12	100	12	12	14				●	●
1616-2	2	16	16	100	16	16	16				●	●
2020-2	2	20	20	125	20	20	16				●	●
MGEHR/L1616-2.5	2.5	16	16	100	16	16	16	MGMN250	M5 × 20	L4	●	●
2020-2.5	2.5	20	20	125	20	20	16				●	●
2525-2.5	2.5	25	25	150	25	25	16				●	●
MGEHR/L 1616-3	3	16	16	100	16	16	20	MGMN300 MGGN300 MRMN300	M5 × 20	L4	●	●
2020-3	3	20	20	125	20	20	20				●	●
2525-3	3	25	25	150	25	25	20				●	●
3232-3	4	32	32	170	32	32	20				●	●
MGEHR/L 1616-4	4	16	16	100	16	16	20	MGMN400 MGGN400 MRMN400	M5 × 20	L4	●	●
2020-4	4	20	20	125	20	20	20				●	●
2525-4	4	25	25	150	25	25	20				●	●
3232-4	4	32	32	170	32	32	20				●	●
MGEHR/L 2020-5	5	20	20	125	20	20	25	MGMN500 MGGN500 MRMN500	M6 × 20	L5	●	●
2525-5	5	25	25	150	25	25	25				●	●
3232-5	5	32	32	170	32	32	25				●	●
MGEHR/L 2525-6	6	25	25	150	25	25	25	MGMN600 MGGN600 MRMN600	M6 × 20	L5	●	●
3232-6	6	32	32	170	32	32	25				●	●

排刀机用

MGEVR/L1616-2	2	16	16	100	16	21.3	5	MGMN200-G	M5 × 20	L4	●	●
MGEVR/L2020-2	2	20	20	125	20	26.3	6		M6 × 20	L5	●	●
MGEVR/L1616-2.5	2.5	16	16	100	16	21.3	5	MGMN250	M5 × 20	L4	●	●
MGEVR/L2020-2.5	2.5	20	20	125	20	26.3	6		M6 × 20	L5	●	●
MGEVR/L1616-3	3	16	16	100	16	24	7	MGMN300 MGGN300 MRMN300	M5 × 20	L4	●	●
MGEVR/L2020-3	3	20	20	125	20	26.5	6		M6 × 20	L5	●	●

MITSUBISHI 三菱切槽切断刀

DGHR/L 1616K2	2	16	16	125	16	16.2	16	DGM20CE	M5 × 20	L4	●	●
2020K2	2	20	20	125	20	20.2	20		M6 × 20	L5	●	●
2525M2	2	25	25	150	25	25.2	20		●	●		
DGHR/L 1616K3	3	16	16	125	16	16.2	16	DGM30CE DGJ30CE	M5 × 20	L4	●	●
2020K3	3	20	20	125	20	20.2	20		●	●		
2525M3	3	25	25	150	25	25.2	20		M6 × 20	L5	●	●
3232P3	3	32	32	170	32	32	20	●	●			
DGHR/L 2020K4	4	20	20	125	20	20.2	20	DGJ40CE	M6 × 20	L5	●	●
2525M4	4	25	25	150	25	25.2	20				●	●
3232P4	4	32	32	170	32	32	20				●	●
DGHR/L 2525M5	5	25	25	150	25	25.2	20	DGJ50CE	M6 × 20	L5	●	●
3232P5	5	32	32	170	32	32	20				●	●
DGHR/L 2525M6	6	25	25	150	25	25.2	20	DGJ60CE	M6 × 20	L5	○	○
3232P6	6	32	32	170	32	32	20				○	○

三菱GY2M系列切槽切断刀


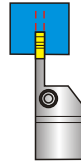

GYR/L 1616H2	2	16	16	100	16	16	18	GY2M0200	M5 × 20	L4	○	○
2020K2	2	20	20	125	20	20	20		M6 × 20	L5	○	○
2525M2	2	25	25	150	25	25	20		○	○		
GYR/L 1616H3	3	16	16	100	16	16	18	GY2M0300 GY2M0318	M5 × 20	L4	○	○
2020K3	3	20	20	125	20	20	20		○	○		
2525M3	3	25	25	150	25	25	20		M6 × 20	L5	○	○
3232P3	3	32	32	170	32	32	20		○	○		
GYR/L 1616H4	4	16	16	100	16	16	12	GY2M0400	M6 × 20	L5	○	○
2020K4	4	20	20	125	20	20	25				○	○
2525M4	4	25	25	150	25	25	25				○	○
3232P4	4	32	32	170	32	32	25				○	○
GYR/L 2525M5	5	25	25	150	25	25	25	GY2M0500	M6 × 20	L5	○	○
3232P5	5	32	32	170	32	32	25				○	○

双头切断切槽刀

CGWSR/L型



外径槽刀



刀把型号 Ordering code	尺寸 Dimensions							刀片 Insert	螺丝 Screw	扳手 Wrench	Stock	
	w	b	h	L	h1	f	Tmax				R	L
CGWSR/L 1616-W20-L	2	16	16	100	16	16.4	15	WGE20 WGE20R/L	M5 × 20	L4	●	●
2020-W20-L	2	20	20	125	20	20.4	15		M6 × 20	L5	●	●
2525-W20-L	2	25	25	150	25	25.4	15		●	●	●	●
CGWSR/L 1616-W30-L	3	16	16	100	16	16.4	16.5	WGE30 WGE30R/L WGT30 WGR30	M5 × 20	L4	●	●
2020-W30-L	3	20	20	125	20	20.4	16.5		M6 × 20	L5	●	●
2525-W30-L	3	25	25	150	25	25.4	16.5		●	●	●	●
CGWSR/L 2020-W40-L	4	20	20	125	20	20.4	21	WGE40, WGE40R/L WGT40, WGR40	M6 × 20	L5	●	●
2525-W40-L	4	25	25	150	25	25.4	21				●	●
CGWSR/L 2020-W50-L	5	20	20	125	20	20.4	21	WGE50, WGE50R/L WGT50, WGR50	M6 × 20	L5	●	●
2525-W50-L	5	25	25	150	25	25.4	21				●	●



特固克切断切槽刀

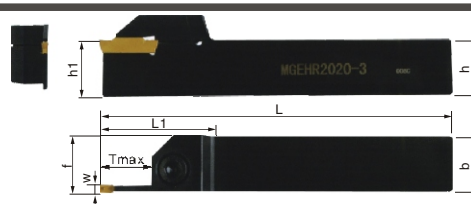
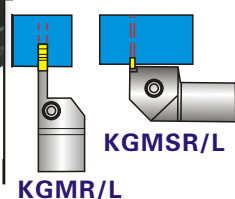

TTER/L 1010-1.4T15	1.4	10	10	125	10	9.5	15	TDJ1.4	M5 × 20	L4	●	○
1212-1.4T15	1.4	12	12	125	12	11.5	15				●	○
1616-1.4T20	1.4	16	16	125	16	15.5	20		M6 × 20	L5	●	○
2020-1.4T20	1.4	20	20	125	20	19.5	20				●	○
TTER/L 1010-2T15	2	10	10	125	10	9.1	15	TDC2 TSC2 TDJ2	M5 × 20	L4	●	○
1212-2T15	2	12	12	125	12	11.1	15				●	○
1616-2T20	2	16	16	125	16	15.1	20		M6 × 20	L5	●	○
2020-2T20	2	20	20	125	20	19.1	20				●	○
2525-2T20	2	25	25	150	25	24.1	20				●	○
TTER/L 1212-3T15	3	12	12	125	12	10.8	15	TDC3 TSC3 TDJ3 TDXU3 TDT3	M5 × 20	L4	●	○
1616-3T20	3	16	16	125	16	14.8	20				●	○
2020-3T20	3	20	20	125	20	18.8	20		M6 × 20	L5	●	○
2525-3T20	3	25	25	150	25	23.8	20				●	○
2525-3T20	3	25	25	150	25	23.8	20				●	○
TTER/L 1616-2	2	16	16	110	16	15.1	12	TDC2 TSC2 TDJ2	M6 × 20	L5	●	○
2020-2	2	20	20	125	20	19.1	12				●	○
2525-2	2	25	25	150	25	24.1	12				●	○
TTER/L 1616-3	3	16	16	110	16	14.8	12	TDC3, TSC3 TDJ3, TDXU3 TDT3	M6 × 20	L5	●	○
2020-3	3	20	20	125	20	18.8	12				●	○
2525-3	3	25	25	150	25	23.8	12				●	○
TTER/L 1616-4	4	16	16	110	16	14.5	15	TDC4, TSC4 TDJ4, TDXU4 TDT4	M6 × 20	L5	●	○
2020-4	4	20	20	125	20	18.5	15				●	○
2525-4	4	25	25	150	25	23.5	15				●	○
TTER/L 2020-5	5	20	20	125	20	18.1	20	TDC5, TSC5, TDJ5, TDXU5, TDT5	M6 × 20	L5	○	○
2525-5	5	25	25	150	25	23.1	20				○	○
TTER/L 2020-6	6	20	20	125	20	17.6	20	TDC6, TSC6, TDJ6, TDXU6, TDT6	M6 × 20	L5	○	○
2525-6	6	25	25	150	25	22.6	20				○	○
TTER/L 2525-8	8	25	25	150	25	22.1	25	TDC8, TSC8 TDXU8, TDT8	M6 × 20	L5	○	○
3232-8	8	32	32	170	32	29.1	25				○	○
TTER/L 2525-10T25	10	25	25	150	25	21.1	25	TDT10	M8 × 30	L6	○	○
3232-10T40	10	32	32	170	32	28.1	40				○	○
4040-10T40	10	40	40	200	40	36.1	40				○	○

双头切断切槽刀


KGMR/L型



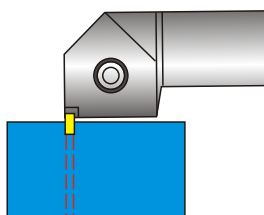
外径槽刀




刀把型号 Ordering code	尺寸 Dimensions							刀片 Insert	螺丝 Screw	扳手 Wrench	Stock	
	w	b	h	L	h1	f	Tmax				R	L
KGMR/L 2012K-2T17	2	12	20	125	20	11.15	17	GMM2420 GMM2020R/L	M5 × 20	L4	●	●
2020K-2T17	2	20	20	125	20	19.15	17		M6 × 20	L5	●	●
2525M-2T17	2	25	25	150	25	24.15	17		M6 × 20	L5	●	●
KGMR/L 1212H-3	3	12	12	100	12	10.8	9	GMM3020 GMG3030 GMM3020R/L	M5 × 20	L4	●	●
1616H-3	3	16	16	100	16	14.8	9		M6 × 20	L5	●	●
2020K-3	3	20	20	125	20	18.8	9				●	●
2525M-3	3	25	25	150	25	23.8	9				●	●
1616H-3T20	3	16	16	100	16	14.8	20				●	●
2012K-3T20	3	12	20	125	20	10.8	20				●	●
2020K-3T20	3	20	20	125	20	18.8	20				●	●
2525M-3T20	3	25	25	150	25	23.8	20				●	●
KGMR/L 2020K-4	4	20	20	125	20	18.3	10	GMM4020 GMG4030 GMM4020R/L			M6 × 20	L5
2525M-4	4	25	25	150	25	23.3	10		●	●		
2020K-4T20	4	20	20	125	20	18.3	20		●	●		
2525M-4T20	4	25	25	150	25	23.3	20		●	●		
2525M-4T25	4	25	25	150	25	23.3	25		●	●		
KGMR/L 2020K-5	5	20	20	125	20	17.8	10	GMM5020 GMG5030 GMM5020R/L	M6 × 20	L5	●	●
2525M-5	5	25	25	150	25	22.8	10				●	●
3232P-5	5	32	32	170	32	29.8	10				●	●
2525M-5T25	5	25	25	150	25	22.8	25				●	●
3232P-5T25	5	32	32	170	32	29.8	25				●	●
KGMR/L 2525M-6T30	6	25	25	150	25	22.4	30	GMM6020, GMG6030 GMM6020R/L	M6 × 20	L5	●	●
KGMR/L 2525M-8	8	25	25	150	25	22.0	25	GMM8020 GMG8030 GMM8020R/L	M6 × 20	L5	●	●
3232P-8	8	32	32	170	32	29.0	25	GMM8020, GMG8030 GMM8020R/L	M6 × 20	L5	●	●
自动车床用												
KGMR/L 0810K-1.5-125	1.5	10	8	125	8	9.4	5	GMM1520 GMM1520R/L	M5 × 20	L4	●	●
1010K-1.5-125	1.5	10	10	125	10	9.4	10				●	●
1212F-1.5-85	1.5	12	12	85	12	11.4	12.5				●	●
1212M-1.5-150	1.5	12	12	150	12	11.4	12.5				●	●
KGMR/L 0810K-2-125	2	10	8	125	8	9.2	5	GMM2420 GMM2020R/L	M5 × 20	L4	●	●
1010K-2-125	2	10	10	125	10	9.15	10				●	●
1212F-2-85	2	12	12	85	12	11.15	12.5				●	●
1212M-2-150	2	12	12	150	12	11.15	12.5				●	●
1616M-2-150	2	16	16	150	16	15.15	16				M6 × 20	L5
KGMR/L 1010K-2.5-125	2.5	10	10	125	10	9	10	GMM2520 GMM2520R/L	M5 × 20	L4	●	●
1212F-2.5-85	2.5	12	10	85	10	11	12.5				●	●
1212M-2.5-150	2.5	12	12	150	12	11	12.5				●	●
1616M-2.5-150	2.5	16	16	150	16	15	16				M6 × 20	L5
KGMR/L 1616M-3-150	3	16	16	150	16	14.8	16	GMM3020, GMG3030 GMM3020R/L	M6 × 20	L5	●	●
排刀机用												
KGMSR/L 1212H-3	3	12	12	100	12	17	4.8	GMM3020 GMG3030 GMM3020R/L	M5 × 20	L4	●	●
1616H-3	3	16	16	100	16	21.5	4.8				●	●
2020K-3	3	20	20	125	20	25	4.8		M6 × 20	L5	●	●
2525M-3	3	25	25	150	25	30	4.8				●	●



图示为正刀R

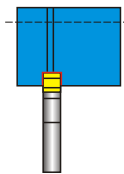


KGMSR/L型



切断刀座刀板

■ SPB型 外径槽刀



KORLOY KORLOY切断刀板

刀把型号 Ordering code	尺寸 Dimensions					刀片 Insert	Stock
	w	b	h	L	h1		
SPB 26-2	2	1.6	26	110	21	SP200,200R/L	●
26-3	3	2.4	26	110	21	SP300,300R/L	●
26-4	4	3.2	26	110	21	SP400,400R/L	●
26-5	5	4.2	26	110	21	SP500,500R/L	●
SPB 32-2	2	1.6	32	150	27	SP200,200R/L	●
32-3	3	2.4	32	150	27	SP300,300R/L	●
32-4	4	3.2	32	150	27	SP400,400R/L	●
32-5	5	4.2	32	150	27	SP500,500R/L	●
32-6	6	5.2	32	150	27	SP600,600R/L	●

mitsubishi 三菱切断刀板

UGHN 262	2.2	1.60	26	110	21.4	KGT2N,KGT2R/L	●
263	3.1	2.35	26	110	21.4	KGT3N,KGT3R/L	●
264	4.1	3.20	26	110	21.4	KGT4N,KGT4R/L	●
265	5.1	4.00	26	110	21.4	KGT5N,KGT5R/L	●
UGHN 322	2.2	1.60	32	150	25.0	KGT2N,KGT2R/L	●
323	3.1	2.35	32	150	25.0	KGT3N,KGT3R/L	●
324	4.1	3.20	32	150	25.0	KGT4N,KGT4R/L	●
325	5.1	4.00	32	150	25.0	KGT5N,KGT5R/L	●


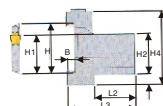
KYOCERA 京瓷切断刀板

KTKB 19-1SS	1.6	1.2	19	86	15.7	TKN1.6,TKR/L1.6	●
KTKB 26-1SS	1.6	1.2	26	110	21.4	TKN1.6,TKR/L1.6	●
KTKB 32-1SS	1.6	1.2	32	150	25	TKN1.6,TKR/L1.6	●
KTKB 19-2S	2.2	1.8	19	86	15.7	TKN2,TKR/L2	●
26-2S	2.2	1.8	26	110	21.4	TKN2,TKR/L2	●
26-3S	3.1	2.6	26	110	21.4	TKN3,TKR/L3	●
26-4S	4.1	3.4	26	110	21.4	TKN4,TKR/L4	●
26-5S	5.1	4.2	26	110	21.4	TKN5,TKR/L5	●
KTKB 32-2S	2.2	1.8	32	150	25	TKN2,TKR/L2	●
32-3S	3.1	2.6	32	150	25	TKN3,TKR/L3	●
32-4S	4.1	3.4	32	150	25	TKN4,TKR/L4	●
32-5S	5.1	4.2	32	150	25	TKN5,TKR/L5	●
32-6S	6.4	5.4	32	150	25	TKN6,TKR/L6	●
KTKBR/L 32-8S	8.0	6.8	32	150		TKN8,TKR/L8	●
32-9S	9.6	8.0	32	150	25	TKN9,TKR/L9	●

lungalou 东芝切断刀板

SCTH 26-3	3	2.2	25.35	110	21.16	GT30	●
26-4	4	3.2	25.14	110	21.05	GT40	●
SCTH 32-3	3	2.2	31.41	150	24.8	GT30	●
32-4	4	3.2	31.14	150	24.66	GT40	●
32-5	5	4.2	30.87	150	24.53	GT50	●
32-6	6	5.2	30.61	150	24.39	GT60	●

■ 切断刀座SMBB 通用型 外径切断用



刀把型号 Ordering code	尺寸 Dimensions										螺丝 Screw	扳手 Wrench	Stock
	H	H1	H2	H3	H4	B	L1	L2	L3				
SMBB 20-26	26	21.4	20	9	43	4.0	86	21	38	M6×30	L5	●	
20-32	32	24.8	20	13	50	5.3	100	19	38			●	
SMBB 25-26	26	21.4	25	5	45	4.0	100	23	42			●	
25-32	32	24.8	25	8	50	5.3	110	23	42			●	
SMBB 32-32	32	24.8	32	5	54	5.3	110	29	48		●		


切槽切断刀

Grooving cut off Turning

三角刀片槽刀 (压板式)

■ CGBR/L型
/CGBSR/L型

外径槽刀



刀把型号 Ordering code	尺寸 Dimensions							刀片 Insert	压板 Clamp	螺丝 Screw	扳手 Wrench	Stock	
	w	b	h	L	L1	h1	f					R	L
CGBR/L 1616H32	0.5-2.5	16	16	100	22	16	20	GBA32R/L	HL1808	M3.5 × 10 ML0520	T15 L2.5	●	●
2020K32	0.5-2.5	20	20	125	26	20	25					●	●
2525M32	0.5-2.5	25	25	150	26	25	32					●	●
CGBR/L 2020K43	1.25-4.5	20	20	125	26	20	25	GBA43R/L125-450	HL1808	M5 × 12 ML0520	T20 L2.5	●	●
2020K43-1	1.25-1.85	20	20	125	26	20	25	GBA43R/L125-185				●	●
2020K43-2	2.0-2.8	20	20	125	26	20	25	GBA43R/L200-280				●	●
2020K43-3	3.0-4.5	20	20	125	26	20	25	GBA43R/L300-450				●	●
CGBR/L 2525M43	1.25-4.5	25	25	150	26	25	32	GBA43R/L125-450	HL1808	M5 × 12 ML0520	T20 L2.5	●	●
2525M43-1	1.25-1.85	25	25	150	26	25	32	GBA43R/L125-185				●	●
2525M43-2	2.0-2.8	25	25	150	26	25	32	GBA43R/L200-280				●	●
2525M43-3	3.0-4.5	25	25	150	26	25	32	GBA43R/L300-450				●	●
CGBSR/L型 (排刀机用)													
CGBSR/L1616H32	0.5-2.5	16	16	100	22	16	20	GBA32R/L	HL1808	M3.5 × 10 ML0520	T15 L2.5	●	●
2020K32	0.5-2.5	20	20	125	26	20	25					●	●
2525M32	0.5-2.5	25	25	150	26	25	32					●	●
CGBSR/L2020K43	1.25-4.5	20	20	125	26	20	25	GBA43R/L125-450	HL1808	M5 × 12 ML0520	T20 L2.5	●	●
2525M43	1.25-4.5	25	25	150	26	25	32					●	●



三菱切槽刀

MGHR/L 2020K3315	1.25-2.3	20	20	125	-	20	20.2	MGTR/L33125-33470	HL1808	M3.5 × 10 ML0520	T15 L2.5	●	●
2020K3323	2.3-3.3	20	20	125	-	20	20.2					●	●
2525M3315	1.25-2.3	25	25	150	-	25	25.2					●	●
2525M3323	2.3-3.3	25	25	150	-	25	25.2					●	●
MGHR/L 2020K4315	1.25-2.3	20	20	125	-	20	20.2	MGTR/L43125-43470	HL1808	M5 × 12 ML0520	T20 L2.5	●	●
2020K4323	2.3-3.3	20	20	125	-	20	20.2					●	●
2020K4333	3.3-4.7	20	20	125	-	20	20.2					●	●
2525M4315	1.25-2.3	25	25	150	-	25	25.2					●	●
2525M4323	2.3-3.3	25	25	150	-	25	25.2					●	●
2525M4333	3.3-4.7	25	25	150	-	25	25.2					●	●
2525M4447	4.7-6.3	25	25	150	-	25	25.2	MGTR/L44500-44600			●	●	



住友切槽刀

GWCR/L 1010-3	0.33-2.80	10	10	125	17	10	10	TGAR/L3033-3280	HL1808	M3.5 × 10 ML0520	T15 L2.5	●	●
1212-3	0.33-2.80	12	12	125	17	12	12					●	●
1616-3	0.33-2.80	16	16	125	17	16	16					●	●
2020-3	0.33-2.80	20	20	125	17	20	20					●	●
2525-3	0.33-2.80	25	25	150	17	25	25					●	●
GWCR/L 2020-15	1.00-1.45	20	20	125	17	20	20	TGAR/L4125-4145	HL1808	M5 × 12 ML0520	T20 L2.5	●	●
2020-25	1.50-2.30	20	20	125	17	20	20	TGAR/L4150-4230				●	●
2020-35	2.50-4.80	20	20	125	17	20	20	TGAR/L4250-4480				●	●
2525-15	1.00-1.45	25	25	150	17	25	25	TGAR/L4125-4145				●	●
2525-25	1.50-2.30	25	25	150	17	25	25	TGAR/L4150-4230				●	●
2525-35	2.50-4.80	25	25	150	17	25	25	TGAR/L4250-4480				●	●

GWCSR/L型 (排刀机用)

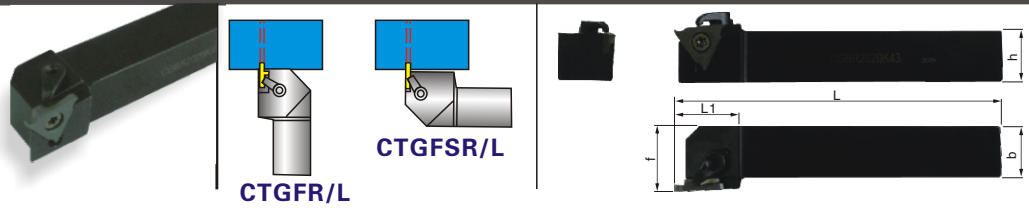
GWCSR/L 2020-3	0.33-2.80	20	20	125	-	20	20	TGAR/L3033-3280	HL1808	M3.5 × 10 ML0520	T15 L2.5	●	●
2525-3	0.33-2.80	20	20	150	-	20	20					●	●
GWCSR/L 2020-15	1.00-1.45	20	20	125	-	20	20	TGAR/L4125-4145	HL1808	M5 × 12 ML0520	T20 L2.5	●	●
2020-25	1.50-2.30	20	20	125	-	20	20	TGAR/L4150-4230				●	●
2020-35	2.50-4.80	20	20	125	-	20	20	TGAR/L4250-4480				●	●
2525-15	1.00-1.45	25	25	150	-	25	25	TGAR/L4125-4145				●	●
2525-25	1.50-2.30	25	25	150	-	25	25	TGAR/L4150-4230				●	●
2525-35	2.50-4.80	25	25	150	-	25	25	TGAR/L4250-4480				●	●

三角刀片槽刀 (压板式)

CTGFR/L型



外径槽刀



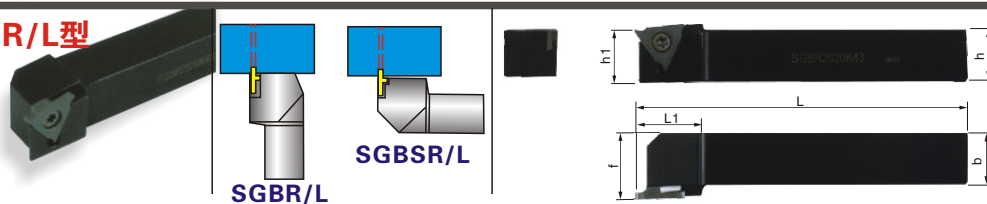
刀把型号 Ordering code	尺寸 Dimensions							刀片 Insert 	压板 Clamp 	螺丝 Screw 	扳手 Wrench 	Stock	
	w	b	h	L	L1	h1	f					R	L
CTGFR/L1010F-16	0.33-2.5	10	10	80	18.5	10	12	TGF32R/L	HL1808	M4×7 ML0520	T15 L2.5	●	●
1212H-16	0.33-2.5	12	12	100	18.5	12	16					●	●
1616H-16	0.33-2.5	16	16	100	18.5	16	20					●	●
2020K-16	0.33-2.5	20	20	125	20	20	25					●	●
2525M-16	0.33-2.5	25	25	150	20	25	32					●	●
无偏头 (自动车床背车用)													
CTGFR/L0808H-16F	0.33-2.5	8	8	100	18.5	8	8	TGF32R/L	HL1808	M4×7 ML0520	T15 L2.5	●	●
1010K-16F	0.33-2.5	10	10	125	18.5	10	10					●	●
1212K-16F	0.33-2.5	12	12	125	18.5	12	12					●	●
1212M-16F	0.33-2.5	12	12	150	18.5	12	12					●	●
1616K-16F	0.33-2.5	16	16	150	18.5	16	16					●	●
CTGFSR/L型 (排刀机用)													
CTGFSR/L1616H-16	0.33-2.5	16	16	100	18.5	16	20	TGF32R/L	HL1808	M4×7 ML0520	T15 L2.5	●	●
2020K-16	0.33-2.5	20	20	125	20	20	25					●	●
2525M-16	0.33-2.5	25	25	150	20	25	32					●	●

三角刀片槽刀 (螺钉式)

■ SGBR/L型/SGBSR/L型



外径槽刀

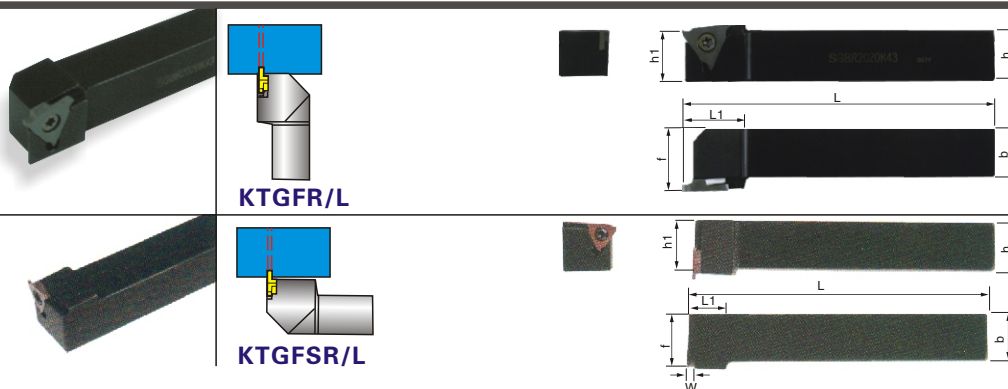


刀把型号 Ordering code	尺寸 Dimensions							刀片 Insert	螺丝 Screw	扳手 Wrench	Stock	
	w	b	h	L	L1	h1	f				R	L
SGBR/L 1616H32	0.33-2.5	16	16	100	22	16	20	GBA32R/L	M4 x 10	T15	●	●
2020K32	0.33-2.5	20	20	125	26	20	25				●	●
2525M32	0.33-2.5	25	25	150	26	25	32				●	●
SGBR/L 2020K43	1.25-4.5	20	20	125	26	20	25	GBA43R/L125-450	M5 x 12	T20	●	●
2020K43-1	1.25-1.85	20	20	125	26	20	25	GBA43R/L125-185			●	●
2020K43-2	2.0-2.8	20	20	125	26	20	25	GBA43R/L200-280			●	●
2020K43-3	3.0-4.5	20	20	125	26	20	25	GBA43R/L300-450			●	●
SGBR/L 2525M43	1.25-4.5	25	25	150	26	25	32	GBA43R/L125-450	M5 x 12	T20	●	●
2525M43-1	1.25-1.85	25	25	150	26	25	32	GBA43R/L125-185			●	●
2525M43-2	2.0-2.8	25	25	150	26	25	32	GBA43R/L200-280			●	●
2525M43-3	3.0-4.5	25	25	150	26	25	32	GBA43R/L300-450			●	●
SGBSR/L型 (排刀机用)												
SGBSR/L 1616H32	0.5-2.5	16	16	100	22	16	20	GBA32R/L	M4 x 10	T15	●	●
2020K32	0.5-2.5	20	20	125	26	20	25				●	●
2525M32	0.5-2.5	25	25	150	26	25	32				●	●
SGBSR/L 2020K43	1.25-4.5	20	20	125	26	20	25	GBA43R/L125-450	M5 x 12	T20	●	●
2525M43	1.25-4.5	25	25	150	26	25	32				●	●

■ KTGFRL/L型



外径槽刀



刀把型号 Ordering code	尺寸 Dimensions							刀片 Insert	螺丝 Screw	扳手 Wrench	Stock	
	w	b	h	L	L1	h1	f				R	L
KTGFRL/L1010F-16	0.33-2.5	10	10	80	18.5	10	12	TGF32R/L	M4 x 7	T15	●	●
1212H-16	0.33-2.5	12	12	100	18.5	12	16				●	●
1616H-16	0.33-2.5	16	16	100	18.5	16	20				●	●
2020K-16	0.33-2.5	20	20	125	20	20	25				●	●
2525M-16	0.33-2.5	25	25	150	20	25	32				●	●
无偏头 (自动车床背车用)												
KTGFRL/L0808H-16F	0.33-2.5	8	8	100	18.5	8	8	TGF32R/L	M4 x 7	T15	●	●
1010K-16F	0.33-2.5	10	10	125	18.5	10	10				●	●
1212K-16F	0.33-2.5	12	12	125	18.5	12	12				●	●
1212M-16F	0.33-2.5	12	12	150	18.5	12	12				●	●
1616K-16F	0.33-2.5	16	16	150	18.5	16	16				●	●
CTGFSL/L型 (排刀机用)												
KTGFSL/L1616H-16	0.33-2.5	16	16	100	18.5	16	20	TGF32R/L	M4 x 7	T15	●	●
2020K-16	0.33-2.5	20	20	125	20	20	25				●	●
2525M-16	0.33-2.5	25	25	150	20	25	32				●	●



东芝切槽刀

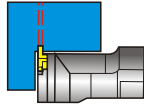
JSTGR/L 1010K3	0.33-3.0	10	10	125	18.5	10	10	JTGR/L3	M4 x 7	T15	●	●
1212K3	0.33-3.0	12	12	125	18.5	12	12				●	●
1616K3	0.33-3.0	16	16	125	18.5	16	16				●	●

三角刀片槽刀 (螺钉式)

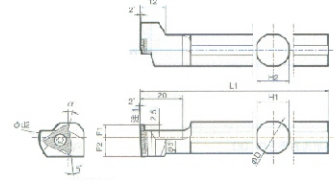
■ S-KTGF型



外径槽刀



S-KTGF
套筒刀杆

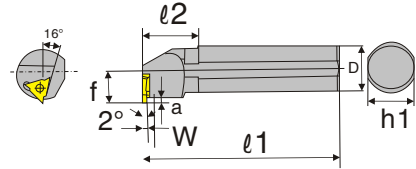
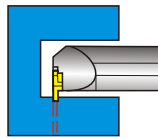


刀把型号 Ordering code	尺寸 Dimensions							刀片 Insert	螺丝 Screw	扳手 Wrench	Stock	
	D	L1	F1	F2	d1	d2	H1=H2				R	L
S12M-KTGFL16	12.0	80	6	9	11.0	27	11	TGF32R	M4 × 7	T15	○	○
S14H-KTGFL16	14.0	100	6	9	13.0	27	13				○	○
S15F-KTGFL16	15.875	85	6	9	14.6	27	15				○	○
S16F-KTGFL16	16.0	85	6	9	14.6	27	15				○	○
S19G-KTGFL16	19.05	90	6	10.5	17.6	27	17				○	○
S19K-KTGFL16	19.05	120	6	10.5	17.6	27	17				○	○
S20G-KTGFL16	20.0	90	6	11.0	18.6	27	18				○	○
S20K-KTGFL16	20.0	120	6	11.0	18.6	27	18				○	○
S25.0H-KTGFL16	25.0	100	6	14.0	23.6	32	23				○	○
S25K-KTGFL16	25.4	120	6	14.0	23.6	32	23				○	○

■ 内孔车槽型



内孔槽刀



刀把型号 Ordering code	尺寸 Dimensions							刀片 Insert	螺丝 Screw	扳手 Wrench	Stock	
	D	ℓ1	ℓ2	f	d	h1	a				R	L
GWCI R/L 325	25	200	30	17.5	25	23	2.5	TGAL/R 3	M4 × 9	T15	●	●
GWCI R/L 432	32	250	30	23	32	30	3.0	TGAL/R 4	M5 × 12	T20	●	●



东芝内孔切槽刀

S25R-SGTR/L 16	25	200	30	17.5	25	23	2.5	GBL/R32	M4 × 9	T15	●	●
S32T-SGTR/L 22	32	250	30	23	32	30	3.0	GBL/R43	M5 × 12	T20	●	●

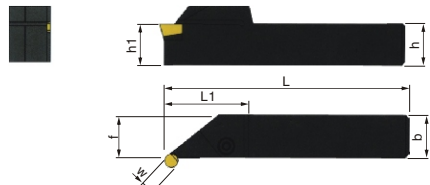
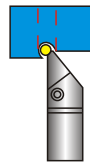



京瓷内孔切槽刀

S20R-STGFR/L 32	20	200	30	14.5	20	19	2.5	TGFL/R 32	M4 × 9	T15	●	●
S25S-STGFR/L 32	25	250	30	17.5	25	23	2.5	TGFL/R 32	M4 × 9	T15	●	●
S32T-STGFR/L 43	32	300	30	23	32	30	3.0	TGFL/R 43	M5 × 12	T20	●	●

■ SMR□□L型

外径槽刀



刀把型号 Ordering code	尺寸 Dimensions							刀片 Insert	螺丝 Screw	扳手 Wrench	Stock	
	b	h	L	L1	h1	f	Tmax				R	L
SMR1616R/L-2	16	16	100	26	16	18	2	MRMN200	M5 × 20	L4	●	●
SMR1616R/L-3	20	20	100	30	16	19	3	MRMN300			●	●
SMR2020R/L-3	20	20	125	30	20	23	3	MRMN300			●	●
SMR2525R/L-3	25	25	150	30	25	28	3	MRMN300	●	●		
SMR3232R/L-3	32	32	170	30	32	35	3	MRMN300	●	●		
SMR2020R/L-4	20	20	125	30	20	24	3	MRMN400	M6 × 22	L5	●	●
SMR2525R/L-4	25	25	150	30	25	29	3	MRMN400			●	●
SMR3232R/L-4	32	32	170	30	32	36	3	MRMN400			●	●
SMR2020R/L-5	20	20	125	30	20	25	4	MRMN500			●	●
SMR2525R/L-5	25	25	150	30	25	30	4	MRMN500			●	●
SMR3232R/L-5	32	32	170	30	32	37	4	MRMN500			●	●
SMR2525R/L-6	25	25	150	30	25	31	4	MRMN600			●	●
SMR3232R/L-6	32	32	170	30	32	38	4	MRMN600			●	●
SMR2525R/L-8	25	25	150	30	25	33	5	MRMN800	●	●		
SMR3232R/L-8	32	32	170	30	32	40	5	MRMN800	●	●		

切槽切断刀

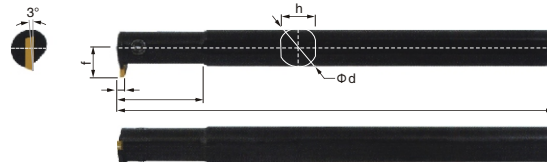
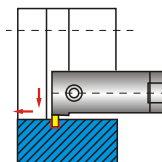
Grooving cut off Turning

双头内孔槽刀

MGIVR/L型



外径槽刀

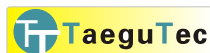


刀把型号 Ordering code	尺寸 Dimensions							刀片 Insert	螺丝 Screw	扳手 Wrench	Stock	
	w	T-max	Φd	f	L	L1	h				R	L
MGIVR/L 2016-1.5	1.5	3.5	16	12.4	180	35	14.8	MGMN150	M4 × 15	L3	●	●
2520-1.5	1.5	3.5	20	14	200	45	18.4				●	●
2925-1.5	1.5	3.5	25	17.25	250	45	23.4				●	●
MGIVR/L 2016-2	2	4.5	16	12.4	180	35	14.8	MGMN200	M4 × 15	L3	●	●
2520-2	2	4.5	20	14	200	45	18.4				●	●
2925-2	2	4.5	25	17.25	250	45	23.4				●	●
MGIVR/L 2016-2.5	2.5	4.5	16	12.4	180	35	14.8	MGMN250	M4 × 15	L3	●	●
2520-2.5	2.5	4.5	20	15.6	200	45	18.4				●	●
2925-2.5	2.5	4.5	25	18.9	250	45	23.4				●	●
MGIVR/L 2016-3	3	5	16	14.5	180	35	14.8	MGMN300 MRMN300	M4 × 15	L3	●	●
2316-3	3	6	16	15.6	180	35	14.8				●	●
2520-3	3	6	20	15.6	200	45	18.4				●	●
3125-3	3	6	25	18.9	250	45	23.4				●	●
3732-3	3	6	32	21.5	300	45	30				●	●
MGIVR/L 2520-4	4	6	20	15.6	200	45	18.4	MGMN400 MRMN400	M5 × 20	L4	●	●
3125-4	4	6	25	18.9	250	45	23.4				●	●
3732-4	4	6	32	21.5	300	65	30				●	●
MGIVR/L 3125-5	5	8	25	19.4	250	45	23.4	MGMN500 MRMN500	M5 × 20	L4	●	●
3732-5	5	8	32	21.5	300	65	30				●	●
MGIVR/L 3125-6	6	8	25	19.4	250	45	23.4	MGMN600 MRMN600	M6 × 25	L5	●	●
3732-6	6	8	32	21.5	300	65	30				●	●
MGIVR/L 3732-8	8	10	32	23.5	300	65	30	MGMN800 MRMN800	M6 × 25	L5	●	●
4540-8	8	10	40	27.2	350	70	38				●	●



京瓷内孔切槽刀

KIGM R/L2016B-3V	3	5.5	16	11.5	150	25	15	GMM30, GMG30	M4 × 15	L3	●	●
2520B-3V	3	6.0	20	14.5	180	32	18				●	●
3225B-3V	3	8.0	25	19	200	40	23				●	●
KIGM R/L3225B-4V	4	8.5	25	19	180	40	23	GMM40, GMG40 GMM50, GMG50	M6 × 25	L5	●	●
4032B-4V	4	11.0	32	23.5	200	50	29				●	●



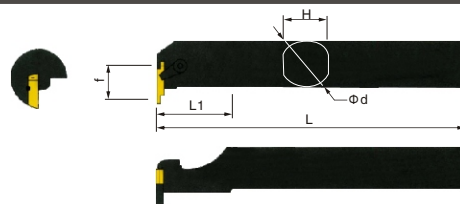
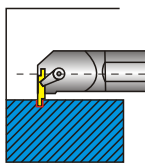
特固克内孔切槽刀

TTIR/L 16-2C	2	8.5	16	16.5	125	-	15	TDC2 TSC2 TDJ2	M4 × 15	L3	●	●
20-2C	2	6.0	20	15.8	160	40	18				●	●
25-2C	2	5.0	25	17.5	200	40	23				●	●
TTIR/L 20-3C	3	6.0	20	15.8	160	40	18	TDC3 TSC3 TDJ3 TDXU3 TDT3	M5 × 20	L4	●	●
25-3C	3	5.1	25	17.5	200	40	23				●	●
32-3C	3	4.7	32	19.8	250	60	30				●	●
TTIR/L 25-3C-T8	3	8	25	21.5	200	40	23	TDC4, TSC4 TDJ4, TDXU4 TDT4	M5 × 20	L4	●	●
32-3C-T10	3	10	32	27	250	60	30				●	●
40-3C-T12	3	12	40	33	300	65	38				●	●
TTIR/L 20-4C	4	6.0	20	15.8	160	40	18				●	●
25-4C	4	5.2	25	17.5	200	40	23	TDC5, TSC5, TDJ5 TDXU5, TDT5	M6 × 25	L5	●	●
32-4C	4	4.7	32	20.8	250	60	30				●	●
TTIR/L 25-4C-T8	4	8	25	21.5	200	40	23				●	●
32-4C-T10	4	10	32	27	250	60	30				●	●
40-4C-T12	4	12	40	33	300	65	38				●	●
50-4C-T14	4	14	50	40	350	70	48	TDC6, TSC6, TDJ6 TDXU6, TDT6	M6 × 25	L5	●	●
TTIR/L 25-5C	5	5.2	25	17.3	200	40	23				●	●
32-5C	5	4.7	32	20.8	250	60	30				●	●
TTIR/L 32-5C-T10	5	10	32	27	250	60	30				●	●
40-5C-T12	5	12	40	33	300	65	38	TDC8, TSC8 TDXU8, TDT8	M6 × 25	L5	●	●
50-5C-T14	5	14	50	40	350	70	48				●	●
TTIR/L 32-6C	6	4.7	32	20.8	250	60	30				●	●
TTIR/L 32-6C-T10	6	10	32	27	250	60	30	TDC8, TSC8 TDXU8, TDT8	M6 × 25	L5	●	●
40-6C-T12	6	12	40	33	300	65	38				●	●
50-6C-T14	6	14	50	40	350	70	48				●	●
TTIR/L 32-8C	8	5.5	32	21.3	250	60	30	TDC8, TSC8 TDXU8, TDT8	M6 × 25	L5	●	●
40-8C	8	5.8	40	25.8	300	65	38				●	●

双头内孔槽刀

CGWR/L型

外径槽刀



刀把型号 Ordering code	尺寸 Dimensions						刀片 Insert	压板 Clamp	双头螺钉 Screw	扳手 Wrench	Stock	
	w	ϕd	f	L	L1	h					R	L
S16Q-CGWR/L3	1.1-3.0	16	11	180	16	14.8	GW110-300R/L	HL1810	ML0520	L2.5	●	●
S20R-CGWR/L3	1.1-3.0	20	13.5	200	22	18.4					●	●
S25S-CGWR/L3	1.1-3.0	25	17	250	22	23.4					●	●
S32T-CGWR/L3	1.1-3.0	32	21.5	300	32	30					●	●
S40U-CGWR/L3	1.1-3.0	40	27	250	32	38	GW315-500R/L	HL1810	ML0520	L2.5	●	●
S25S-CGWR/L5	3.15-5.0	25	17	250	22	23.4					●	●
S32T-CGWR/L5	3.15-5.0	32	21.6	300	32	30					●	●
S40U-CGWR/L5	3.15-5.0	40	27	350	32	38	GW600-800R/L	HL1810	ML0520	L2.5	●	●
S32T-CGWR/L8	6.0-8.0	32	21.5	300	32	30					●	●
S40U-CGWR/L8	6.0-8.0	40	27	350	32	38					●	●



三菱内孔切槽刀

FCDG 4120R/L 3M	3	20	13	180	32	18	DGM30CT	HL1810	ML0520	L2.5	●	●
4125R/L 3M	3	25	17	200	40	23					●	●
4132R/L 3M	3	32	22	250	50	30					●	●
FCDG 4120R/L 4M	4	20	13	180	32	18	DGM40CT DGJ40SN	HL1810	ML0520	L2.5	●	●
4125R/L 4M	4	25	17	200	40	23					●	●
4132R/L 4M	4	32	22	250	50	30					●	●



京瓷内孔切槽刀

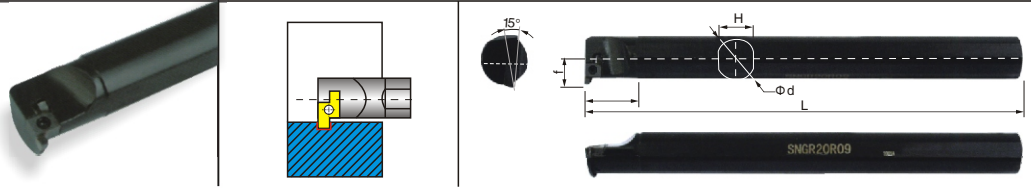
GVR/L 1216-1SS	T2.2	16	6.0	150	20	15	GVR/L	HL1810A	MA	LA	●	●
1420-1S	T2.2	20	7.0	150	24	19		HL1810B	MB	LB	●	●
1620-1A	T2.2	20	8.0	160	28	19					●	●
2025-1B	T2.8	25	10.0	180	35	23					●	●
2025-2B	T3.2	25	10.0	180	35	23		HL1810C	MC	LC	●	●
2532-1C	T4.5	32	12.5	200	43	30					●	●
3232-1C	T4.5	32	16.0	220	52	30					●	●
4032-1C	T4.5	32	21.0	250	43	30					●	●
2532-2C	T5.5	32	12.5	200	43	30					●	●
3232-2C	T5.5	32	16.0	220	52	30					●	●
4032-2C	T5.5	32	22.2	250	43	30	●				●	

小径内孔槽刀

■ SNGR/L型



内径槽刀



刀把型号 Ordering code	尺寸 Dimensions						刀片 Insert	螺丝 Screw	扳手 Wrench	Stock	
	Tmax	φd	F	L1	L	H				R	L
S08H-SNGR/L06	2	8	4.7	15	100	7	6GR/L	M2.2 × 4	T7	●	●
S08H-SNGR/L07	2	8	5.8	15	100	7	7GR/L	M2.5 × 6	T8	●	●
S10K-SNGR/L07	2	10	6.8	15	125	8	8GR/L			●	●
S10K-SNGR/L08	3.5	10	7.6	20	125	8	9GR/L			●	●
S12M-SNGR/L08	3.5	12	8.6	20	150	11				●	●
S16Q-SNGR/L09	3.5	16	11.6	20	180	14.8				●	●
S20R-SNGR/L09	3.5	20	13.6	20	200	18.4				●	●



京瓷内孔切槽刀

SIGE R/L 0808A-EH	1.5	8	4.8	20	100	7.2	GER/L100-005A-200-010A GER/L100-005AR-200-010AR	M2.0 × 4.5	T6	●	●
1010B-EH	2.2	10	6.2	25	125	9	GER/L100-005B-200-010B GER/L100-005BR-200-010BR	M2.2 × 4	T7	●	●
1210B-EH	2.2	10	7	30	125	9				●	●
SIGE R/L 1412C-EH	2.5	12	8	33	150	11.4	GER/L100-005C-200-010C GER/L100-005CM-200-010CM GER/L100-005CR-200-010CR	M2.5 × 6	T8	●	●
1612C-EH	2.5	12	8.5	20	150	11.4				●	●
1616C-EH	2.5	16	9	36	160	15				●	●
SIGE R/L 2020D-EH	4.5	20	12.1	40	180	19	GER/L100-005D-200-010D GER/L100-005DM-200-010DM GER/L100-005DR-200-010DR	M3.0 × 8	T10	●	●
SIGE R/L 2525E-EH	6.5	25	15.6	45	200	24	GER/L100-005E-500-020E GER/L150-010EM-500-020EM	M4.0 × 8	T15	●	●
3232E-EH	6.5	32	19	55	220	30.4				●	●
4032E-EH	6.5	32	23	45	250	30.4				●	●




端面槽刀

FGHH/FGVH型



端面槽刀

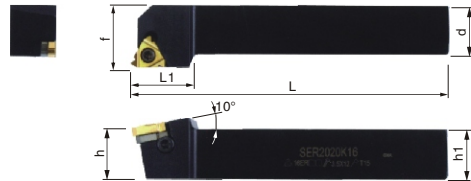
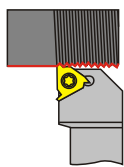



刀把型号 Ordering code	尺寸 Dimensions						刀片 Insert	螺丝 Screw	扳手 Wrench	Stock	
	Tmax	MIN 最小加工径	MAX 最大加工径	F	L	H1=H=B				R	L
FGHH 320R-25/30	12	25	30	20.6	125	20	FMM300R-03	M5 × 20	L5	●	●
30/35	12	30	35	20.6	125	20				●	●
35/48	12	35	48	20.6	125	20				●	●
48/60	22	48	60	20.6	125	20	FGD300R-03 FGM300R-03	M5 × 20	L5	●	●
60/75	22	60	75	20.6	125	20				●	●
75/100	22	75	100	20.6	125	20				●	●
100/140	22	100	140	20.6	125	20				●	●
325R-25/30	12	25	30	25.6	150	25	FMM300R-03	M5 × 20	L5	●	●
30/35	12	30	35	25.6	150	25				●	●
35/48	12	35	48	25.6	150	25				●	●
48/60	22	48	60	25.6	150	25	FGD300R-03 FGM300R-03	M5 × 20	L5	●	●
60/75	22	60	75	25.6	150	25				●	●
75/100	22	75	100	25.6	150	25				●	●
100/140	22	100	140	25.6	150	25				●	●
420R-25/30	12	25	30	20.6	125	20	FMM400R-04	M5 × 20	L5	●	●
30/35	12	30	35	20.6	125	20				●	●
35/48	12	35	48	20.6	125	20				●	●
48/60	25	48	60	20.6	125	20	FGD400R-04 FGM400R-04	M5 × 20	L5	●	●
60/75	25	60	75	20.6	125	20				●	●
75/100	25	75	100	20.6	125	20				●	●
100/140	25	100	140	20.6	125	20				●	●
425R-25/30	12	25	30	25.6	150	25	FMM400R-04	M5 × 20	L5	●	●
30/35	12	30	35	25.6	150	25				●	●
35/48	12	35	48	25.6	150	25				●	●
48/60	25	48	60	25.6	150	25	FGD400R-04 FGM400R-04	M5 × 20	L5	●	●
60/75	25	60	75	25.6	150	25				●	●
75/100	25	75	100	25.6	150	25				●	●
100/140	25	100	140	25.6	150	25				●	●
520R-25/30	12	25	30	20.6	125	20	FMM500R-04	M5 × 20	L5	●	●
30/35	12	30	35	20.6	125	20				●	●
35/40	20	35	40	20.6	125	20				●	●
40/48	20	40	48	20.6	125	20	FGD500R-04 FGM500R-04	M5 × 20	L5	●	●
48/60	25	48	60	20.6	125	20				●	●
60/75	25	60	75	20.6	125	20				●	●
75/100	25	75	100	20.6	125	20				●	●
100/140	25	100	140	20.6	125	20	FMM500R-04	M5 × 20	L5	●	●
30/35	12	30	35	25.6	150	25				●	●
35/40	20	35	40	25.6	150	25				●	●
40/48	20	40	48	25.6	150	25	FGD500R-04 FGM500R-04	M5 × 20	L5	●	●
48/60	25	48	60	25.6	150	25				●	●
60/75	25	60	75	25.6	150	25				●	●
75/100	25	75	100	25.6	150	25				●	●
100/140	25	100	140	25.6	150	25	●	●			

FGVH型适用于横向端面切削*请注意刀具干涉选型


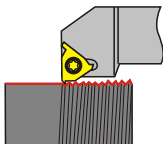
FGVH 320R-25/30	12	25	30	20.6	125	20	FMM300R-03	M5 × 20	L5	●	●
30/35	12	30	35	20.6	125	20				●	●
35/48	12	35	48	20.6	125	20				●	●
48/60	22	48	60	25.6	125	20	FGD300R-03 FGM300R-03	M5 × 20	L5	●	●
60/75	22	60	75	25.6	125	20				●	●
75/100	22	75	100	25.6	125	20				●	●
100/140	22	100	140	25.6	125	20				●	●
325-25/30	12	25	30	20.6	150	25	FMM300R-03	M5 × 20	L5	●	●
30/35	12	30	35	20.6	150	25				●	●
35/48	12	35	48	20.6	150	25				●	●
48/60	22	48	60	25.6	150	25	FGD300R-03 FGM300R-03	M5 × 20	L5	●	●
60/75	22	60	75	25.6	150	25				●	●
75/100	22	75	100	25.6	150	25				●	●
100/140	22	100	140	25.6	150	25				●	●

SER/L型 外径螺纹车刀



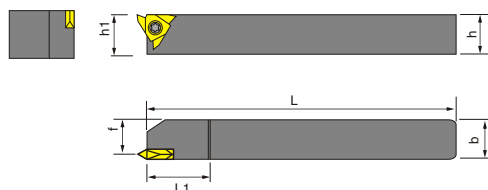
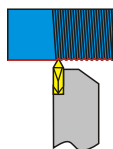
刀把型号 Ordering code	尺寸 Dimensions						刀片 Insert	垫片 Shim	螺丝 Screw	侧螺丝 Screw	扳手 Wrench	Stock	
	h	b	L	L1	h1	f						R	L
SER/L1010H11	10	10	100	16	10	12	11ER/L..		M2.5 × 6		T8	●	●
SER/L1212H11	12	12	100	16	12	16						●	●
SER/L1212H16	12	12	100	20	12	18	16ER/L..	STM1603R STM1603L	M3.5 × 12	M3 × 8C	T15	●	●
SER/L1616H16	16	16	100	20	16	20						●	●
SER/L2020K16	20	20	125	22	20	25						●	●
SER/L2525M16	25	25	150	22	25	32						●	●
SER/L3225P16	32	32	170	25	32	32	22ER/L..	STM22T3R STM22T3L	M4.5 × 12	M3 × 8C	T20 T15	●	●
SER/L2525M22	25	25	150	26	25	32						●	●
SER/L3225P22	32	32	170	28	32	32						●	●

B-SER/L型 外径螺纹车刀



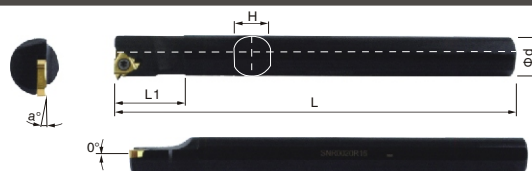
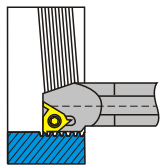
刀把型号 Ordering code	尺寸 Dimensions						刀片 Insert	垫片 Shim	螺丝 Screw	侧螺丝 Screw	扳手 Wrench	Stock	
	h	b	L	L1	h1	f						R	L
B-SER/L1010H16	10	10	100	20	10	18	16ER/L..	STM1603R STM1603L	M3.5 × 12	M3 × 8C	T15	●	●
B-SER/L1212H16	12	12	100	20	12	18						●	●
B-SER/L1616H16	16	16	100	20	16	20						●	●
B-SER/L2020K16	20	20	125	22	20	25						●	●
B-SER/L2525M16	25	25	150	22	25	32						●	●

VTH型 (立装牙刀) 外径螺纹车刀



刀把型号 Ordering code	尺寸 Dimensions						刀片 Insert	螺丝 Screw	扳手 Wrench	Stock	
	h	b	L	L1	h1	f				R	L
VTHR 1212H 16	12	12	100	20	12	16	VTER16	M4 × 10	T15	●	●
VTHR 1616H 16	16	16	100	20	16	20				●	●
VTHR 2020K 16	20	20	125	22	20	25				●	●
VTHR 2525M 16	20	20	125	28	20	25				●	●
										●	●
										●	●

■ SNR/L型 内径螺纹车刀

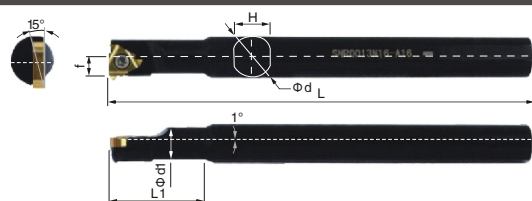
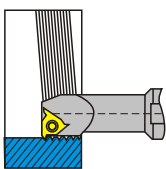


刀把型号 Ordering code	尺寸 Dimensions							刀片 Insert	垫片 Shim	螺丝 Screw	扳手 Wrench	侧螺丝 Screw	Stock	
	ΦD	Φd	f	L	L1	H	α°						R	L
SNR/L0007J08	10	7	5.5	110	16	6	15°	08NR/L..		M2.2 × 5	T7		●	●
SNR/L0008K08	11	8	6	125	16	7							●	●
SNR/L0010K11	13	10	7.2	125	18	9							●	●
SNR/L0012M11	15	12	8.7	150	18	11	15°	11NR/L..		M2.5 × 7	T8		●	●
SNR/L0013N11	16	13	9	160	20	12							●	●
SNR/L0014N11	16	14	9	160	20	13							●	●
SNR/L0013N16	16	13	9	160	20	12							●	●
SNR/L0014N16	16	14	9	160	20	13							●	●
SNR/L0016Q16	19	16	11.5	180	25	14.6							●	●
SNR/L0020R16	24	20	13.5	200	28	18.4	15°	16NR/L..		M3.5 × 10	T15		●	●
SNR/L0025S16	29	25	16	250	32	23.4							●	●
SNR/L0032T16	36	32	19.5	300	38	30			STM1603R				●	●
SNR/L0040T16	44	40	23.5	300	42	38			STM1603L	M3.5 × 12	T15	M3 × 8C	●	●
SNR/L0050U16	54	50	28.5	350	50	48							●	●
SNR/L0025S22	31	25	18	250	32	23.4							●	●
SNR/L0032T22	38	32	21.5	300	38	30	15°	22NR/L..	STM1603R	M4.5 × 12	T15	M3 × 8C	●	●
SNR/L0040T22	46	40	25.5	300	42	38			STM1603L		T20		●	●
SNR/L0050U22	56	50	30.5	350	50	48							●	●

碳化钨钢防震内孔螺纹牙刀

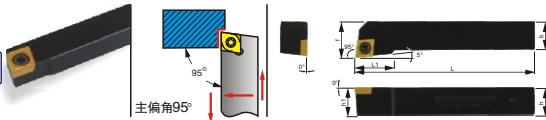
SIR0005H-06C-6.4	6.4	5	4.3	100	-	4.5		06NR/L..		M2 × 4	T6		●	●
SIR0008K-08C-09-20	9	8	5	125	20	7		08NR/L..		M2.2 × 5	T6		●	●
SIR0008K-08C-10-20	10	8	5.5	125	20	7							●	●
SIR0008K-08C-10	10	8	5.9	125	-	7							●	●
SIR0010M-11C-12	12	10	7.4	150	-	9		11NR/L..		M2.5 × 6	T8		●	●
SIR0012M-11C-15	15	12	8.5	150	-	11							●	●
SIR0016M-16C-19	19	16	11.7	150	-	14.6							●	●
SIR0016R-16C-19	19	16	11.7	200	-	14.6							●	●
SIR0020R-16C-24	24	20	13.7	200	-	18.4		16NR/L..		M3.5 × 10	T15		●	●
SIR0020S-16C-24	24	20	13.7	250	-	18.4							●	●
SIR0025S-16C-29	29	25	16.2	250	-	23.4							●	●

■ SNR/L型 内径螺纹车刀

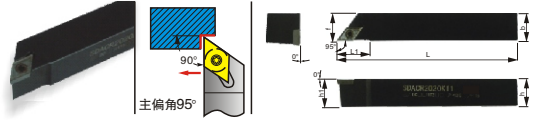


刀把型号 Ordering code	尺寸 Dimensions							刀片 Insert	螺丝 Screw	扳手 Wrench	Stock			
	ΦD	Φd	f	L	L1	H	α°				R	L		
SINR/L0612K06-15	6.4	12	4.3	125	12	11		06NR/L..	M2.0 × 4	T6		●	●	
SNR/L0816K08-18	8	16	5	125	18	14.6		08NR/L..	M2.2 × 5	T7		●	●	
SNR/L0010K11-A16	12	16	7.2	125	20	14.6	15°	11NR/L..	M2.5 × 6	T8		●	●	
SNR/L0012M11-A16	15	16	8.7	150	25	14.6							●	●
SNR/L0013N16-A16	16	16	10	160	25	14.6							●	●
SNR/L1516M16-A16	15	16	8.5	150	30	14.6		16NR/L..	M3.5 × 10	T15		●	●	

SCLN型
外圆车削
KYOCERA



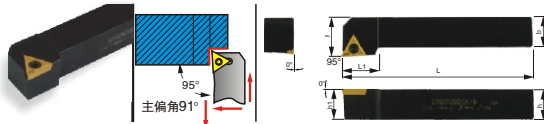
SDLN型
外圆车削
KYOCERA



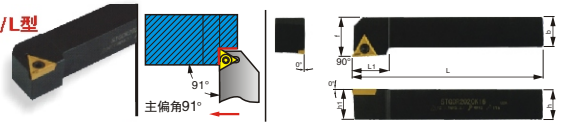
刀把型号 Ordering code	尺寸 Dimensions						刀片 Insert	扳手 Wrench	螺丝 Screw	Stock	
	h	b	L	L1	h1	f				R	L
SCLNR 1010K-07FF	10	10	125	15	10	10	CN..0703..	T8	M3 x 8	●	●
1212F-07FF	12	12	85	15	12	12				●	●
1212K-07FF	12	12	125	15	12	12				●	●
1616K-07FF	16	16	125	15	16	16				●	●

刀把型号 Ordering code	尺寸 Dimensions						刀片 Insert	扳手 Wrench	螺丝 Screw	Stock	
	h	b	L	L1	h1	f				R	L
SDLNR 1010K-08FF	10	10	125	18	10	10	DN..0803..	T8	M3 x 8	●	●
1212F-08FF	12	12	85	18	12	12				●	●
1212K-08FF	12	12	125	18	12	12				●	●
1616K-08FF	16	16	125	18	16	16				●	●

STLN型
外圆车削
KYOCERA



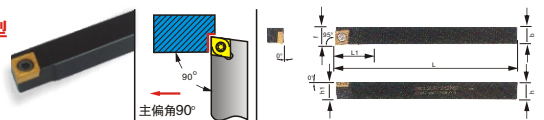
JSTACR/L型
外圆车削



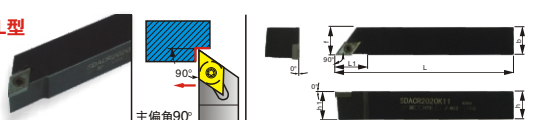
刀把型号 Ordering code	尺寸 Dimensions						刀片 Insert	扳手 Wrench	螺丝 Screw	Stock	
	h	b	L	L1	h1	f				R	L
STLNR 1010K-09FF	10	10	125	15	10	10	TN..0903..	T8	M2.5 x 7	●	●
1212F-09FF	12	12	85	15	12	12				●	●
1212K-09FF	12	12	125	15	12	12				●	●
1616K-09FF	16	16	125	15	16	16				●	●

刀把型号 Ordering code	尺寸 Dimensions						刀片 Insert	扳手 Wrench	螺丝 Screw	Stock	
	h	b	L	L1	h1	f				R	L
JSTACR/L 0808K08	8	8	100	10	8	8	TC..0802..	T6	M2.2 x 6	●	●
1010K08	10	10	100	10	10	10				●	●
1212K11	12	12	100	12	12	12				●	●
1616K11	16	16	100	12	16	16	TC..1102..	T8	M2.5 x 7	●	●

JSCL2CR/L型
外圆车削



JSDJ2CR/L型
外圆车削




刀把型号 Ordering code	尺寸 Dimensions						刀片 Insert	扳手 Wrench	螺丝 Screw	Stock	
	h	b	L	L1	h1	f				R	L
JSCL2CR/L 0808K06	8	8	125	10	8	8	CC..0606..	T8	M2.5 x 7	●	●
1010K06	10	10	125	10	10	10				●	●
1212K06	12	12	125	13	12	12				●	●
JSCL2CR/L 1010K09	10	10	125	13	10	10	CC..09T3..	T15	M4 x 10	●	●
1212K09	12	12	125	13	12	12				●	●
1616K09	16	16	125	13	16	16				●	●

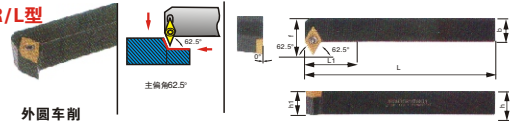
刀把型号 Ordering code	尺寸 Dimensions						刀片 Insert	扳手 Wrench	螺丝 Screw	Stock	
	h	b	L	L1	h1	f				R	L
JSDJ2CR/L 0808K07	8	8	125	15	8	8	DC..0702..	T8	M2.5 x 7	●	●
1010K07	10	10	125	15	10	10				●	●
1212K07	12	12	125	15	12	12				●	●
JSDJ2CR/L 1010K11	10	10	125	22	10	10	DC..11T3..	T15	M4 x 10	●	●
1212K11	12	12	125	22	12	12				●	●
1616K11	16	16	125	22	16	16				●	●

■ 客户可提供刀片及刀杆图纸订做，交期7-15天。

JSVJ2BR/L型 JSVJ2CR/L型



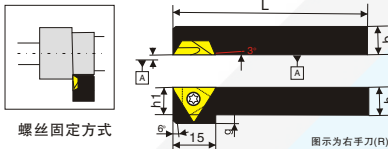
JSDN3CR/L型



刀把型号 Ordering code	尺寸 Dimensions						刀片Insert	扳手 Wrench	螺丝 Screw	Stock	
	h	b	L	L1	h1	f				R	L
JSVJ2BR/L 0808K11	8	8	125	20	8	8	VB..1103..	T8	M2.5×6	●	●
1010K11	10	10	125	20	10	10				●	●
1212K11	12	12	125	22	12	12				●	●
1616K11	16	16	125	22	16	16				●	●
JSVJ2CR/L 0808K11	8	8	125	20	8	8	VC..1103..	T8	M2.5×6	●	●
1010K11	10	10	125	20	10	10				●	●
1212K11	12	12	125	22	12	12				●	●
1616K11	16	16	125	22	16	16				●	●

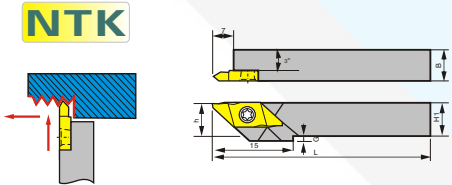
刀把型号 Ordering code	尺寸 Dimensions						刀片Insert	扳手 Wrench	螺丝 Screw	Stock	
	h	b	L	L1	h1	f				R	L
JSDN3CR/L 1212K07	12	12	125	12	12	18	DC..0702..	T8	M2.5×7	●	●
1616K11	16	16	125	15	16	25	DC..11T3..	T15	M3.5×10	●	●

TFT型 三角立装前车削 表里共同拧紧型



刀柄型号	库存	尺寸 (mm)							适用刀片		零件 紧固螺丝	扳手	刀片型号	r ε	库存
		h	b	L	h1	f	g	TF 33	T15						
TFTR10	●	10	10	120	10	0	3	TF 33	M4X10	T15	TF3300R	0	●		
TFTR12	●	12	12	120	12	0	1				TF3305R	0.05	●		
TFTR16	●	16	16	120	16	0	1				TF3315R	0.15	●		
TFTR20	●	20	20	120	20	0	1				TF3320R	0.20	●		

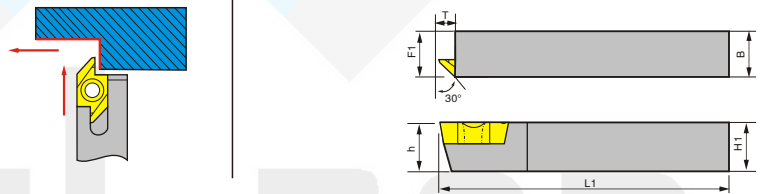
TTP型 螺纹车削加工



刀把型号 Ordering code	尺寸 Dimensions				刀片Insert	扳手 Wrench	螺丝 Screw
	H1=h	B	L	G			
TTPR/L 08	8	10	120	4	TTP..	T15	M4×10
10	10	10	120	2			
12GX	12	12	85	0			
12	12	12	120	0			
16H	16	16	100	0			
16	16	16	120	0			
20F	20	20	80	0			

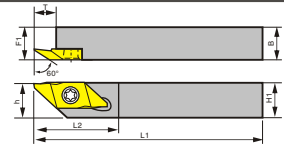
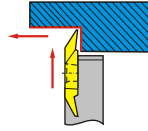
京瓷ABS后车削用刀柄

SABS-40F型 背车车削加工



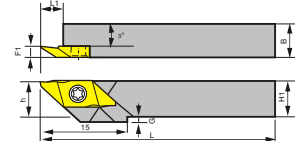
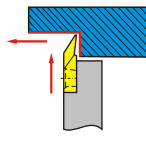
刀把型号 Ordering code	尺寸 Dimensions						刀片Insert	扳手 Wrench	螺丝 Screw	Stock
	H1=h	B	L1	L2	T	F1				
SABSR 0810K-40F	8	10	125	-	4.2	10.2	ABS15R..	T20	M4.0×8	●
1010K-40F	10	10	125	-	4.2	10.2				●
1212F-40F	12	12	85	-	4.2	12.2				●
1212M-40F	12	12	150	-	4.2	12.2				●
1616M-40F	16	16	150	-	4.2	16.2				●
2020K-40F	20	20	125	-	4.2	20.2				●
SABWR 0810K-40F	8	10	125	-	4.2	10.2	ABW15R..	T20	M4.0×8	●
1010K-40F	10	10	125	-	4.2	10.2				●
1212F-40F	12	12	85	-	4.2	12.2				●
1212M-40F	12	12	150	-	4.2	12.2				●
1616M-40F	16	16	150	-	4.2	16.2				●
2020K-40F	20	20	125	-	4.2	20.2				●
SABWR 0810K-50F	8	10	125	-	8.2	10.2	ABW23R..	T20	M4.0×8	●
1010K-50F	10	10	125	-	8.2	10.2				●
1212F-50F	12	12	85	-	8.2	12.2				●
1212M-50F	12	12	150	-	8.2	12.2				●
1616M-50F	16	16	150	-	8.2	16.2				●
2020K-50F	20	20	125	-	8.2	20.2				●

■ KTKF型 背车与切断车削共用



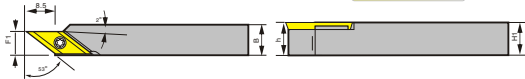
刀把型号 Ordering code	尺寸 Dimensions						刀片 Insert	扳手 Wrench	螺丝 Screw	Stock
	H1=h	B	L1	L2	T	F1				
KTKFR 0808K-12	8	8	125	15	6	8	TKF..12R..	T20	M4.5×8	●
1010K-12	10	10	125	15	6	10				●
1212F-12	12	12	85	-	6	12				●
1212M-12	12	12	150	-	6	12				●
1616M-12	16	16	150	-	6	16				●
KTKFR 0808K-16	8	8	125	15	8	8	TKF..16R..	T20	M4.5×8	●
1010K-16	10	10	125	20	8	10				●
1212F-16	12	12	85	-	8	12				●
1212M-16	12	12	150	-	8	12				●
1616M-16	16	16	150	-	8	16				●

■ TBP型 背车车削加工



刀把型号 Ordering code	尺寸 Dimensions						刀片 Insert	扳手 Wrench	螺丝 Screw	Stock
	H1=h	B	L	L1	G	F1				
TBPR/L 08	8	10	120	5.5	4	3.5	TBP..	T15	M4×10	●
10	10	10	120	5.5	2	3.5				●
12GX	12	12	85	5.5	0	3.5				●
12	12	120	5.5	0	3.5	●				
13	13	13	120	5.5	0	3.5				●
16H	16	16	100	5.5	0	3.5				●
16	16	16	120	5.5	0	3.5				●

■ TBVC型 背车车削加工



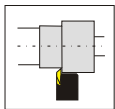
TBVC型刀片

刀片型号	库存		尺寸 (mm)		
	R	L	d	s	r ε
TBVC11FR05U	●	●	6.35	3.18	0.05
TBVC11FR10U	●	●			0.10
TBVC11FR10S	●	●			0.10

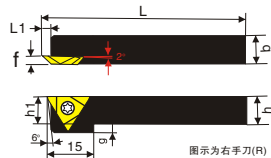
刀柄型号	库存	尺寸 (mm)					适用刀片	零部件	
		h	B	L	H1 F1	紧固螺丝		扳手	
TBVCR 10	●	10	10	120	10	TBVC VCGT1 103	M2.5X7	T8	
12	●	12	12		7.5				
16	●	16	16		16				
10-F10	●	10	10	10	10				
12GX-F10	●	12	12	85					
12-F10	●			120					
16H-F10	●	16	16	100	16				
-F10	●			120					
20F-F10	●	20	20	80	20				

■ TBT型

三角形装表里共同拧紧型



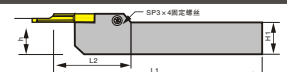
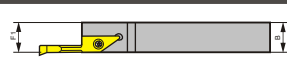
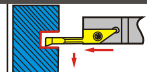
螺丝固定方式



图示为右手刀(R)

刀柄型号	库存	尺寸 (mm)							适用刀片	零部件		刀片型号	r ε	库存	
		h	b	L	h1	f	g	紧固螺丝		扳手					
TBTR/L 08F	●	8	8	80	8	4.0	5	TF 33	M4X10	T15	TB3200R/L	0.00	●		
08K	●	8	8	120	8							5	3205R/L	0.05	●
10F	●	10	10	80	10							3	3210R/L	0.10	●
10K	●	10	10	120	10							3	3215R/L	0.15	●
12F	●	12	12	80	12							1	3220R/L	0.20	●
12K	●	12	12	120	12							1			

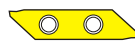
■ SVN型 小径内孔加工



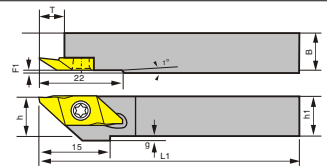
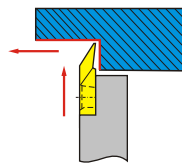
刀把型号 Ordering code	尺寸 Dimensions						刀片 Insert	扳手 Wrench	螺丝 Screw	Stock
	H1=h	B	L1	L2	T	F1				
SVNR 1010H12N	10	10	100	22		10	VNBR..	T10	M3×8	●
1212K-12N	12	12	125	22		12	VNBTR..			●
1616K-12N	16	16	125	22		16	VNGR..			●
2020K-12N	20	20	125	22		20	VNFRG..			●
2525M-12N	25	25	150	22		25	VNTR..			●

圆柄内孔型刀杆订制请电联。

品牌技术支持



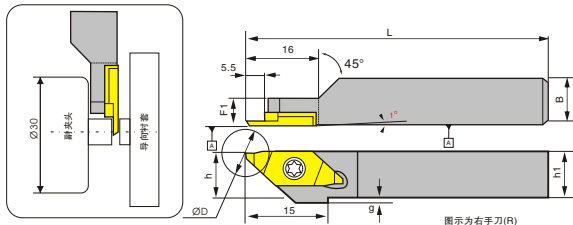
CTP型 切槽/切断/背车车削加工



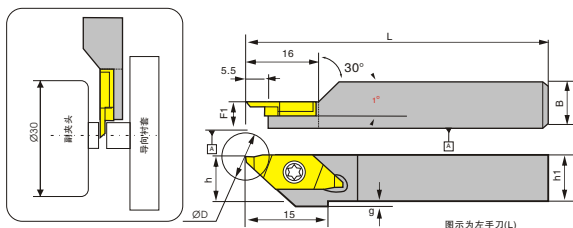
CTP型 最大切断直径11mm

刀把型号 Ordering code	尺寸 Dimensions						刀片Insert	扳手 Wrench	螺丝 Screw	Stock	
	h	B	L1	h1	g	T				R	L
CTPR/L	08	8	10	120	8	4	CTP(切断刀) CTP-X(切断刀) CTPX(切断刀)	T15	M4.0×8	●	●
	10	10	10	120	10	2				●	●
	12GX	12	12	85	12	0				●	●
	12	12	12	120	12	0				●	●
	13	13	13	120	13	0				●	●
	16H	16	16	100	16	0				●	●
16	16	16	120	16	0	●	●				
CTPA型 最大切断直径15mm 背车与切断车削共用											
CTPAR/L	10	10	10	120	10	2	CTPA(切断刀) CTPAX(切断刀) TBPA(后车削)	T15	M4.0×8	●	●
	12	12	12	120	12	0				●	●
	16	16	16	120	16	0				●	●
	20F	20	20	80	20	0				●	●
CTPW型 最大切断直径30mm											
CTPWR/L	10	10	12	120	9.95	f=0.6	CTPW25.. (切断刀)	T15	M4.0×8	●	●
	12	12	12	120	11.95	f=0.6				●	●
	16	16	16	120	15.95	f=0.6				●	●
	20	20	20	120	19.95	f=0.6				●	●

CTPR-SUB型

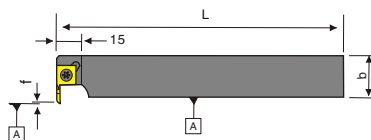
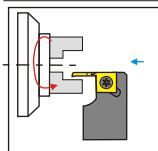


CTPL-SUB型



刀柄型号	库存	最大切断直径 ØD	尺寸 (mm)						适用刀片	零部件	
			h	b	L	h1	f	g		紧固螺丝	扳手
CTPR 08-SUB	●	12	8	8	120	10	4	CTP-FR(N)(V)(NV) CTP-FR(X)(FR)(NK) CTPX-FR(N)	M4X5	T15	
08J-SUB	●	12	8	8	110	10	4				
10F-SUB	●	12	10	10	80	10	2				
10KX-SUB	●	12	10	10	120	10	2				
12GX-SUB	●	12	12	12	85	12	0				
12-SUB	●	12	12	12	120	12	0				
CTPL 08-SUB	●	12	8	8	120	8	4	CTP-FLK CTP-FLX CTP-FLN CTP-FLNV CTPX-FLN CTP-FLNX	M4X5	T15	
08J-SUB	●	12	8	8	110	8	2				
10GX-SUB	●	12	10	10	85	10	2				
12GX-SUB	●	12	12	12	85	12	0	CTPA-FR(N)(V)(NV) CTPAX-FR(N)	M4X5	T15	
CTPAR 10GX-SUB	●	16	10	10	85	10	2				
12GX-SUB	●	16	12	12	85	12	0.0	CTPA-FLN(K)(KV)(NV) CTPAX-FLN(K)	M4X5	T15	
12KX-SUB	●	16	12	12	120	12	0				
CTPAL 10GX-SUB	●	16	10	10	85	10	2		M4X5	T15	
12GX-SUB	●	16	12	12	85	12	0				
12KX-SUB	●	16	12	12	120	12	0				
16GX-SUB	●	16	16	16	85	16	0				

LBMA型



刀柄型号	库存	尺寸 (mm)						适用刀片	零部件	
		h1	h	b	L	f	紧固螺丝		扳手	
LBMAR 10SGX	●	10	10	10	10	10	LBMD-S 短型	M4.0X10	T15	
	●	10	10	10	10	10				
	●	12	12	12	12	12				
LBMAR	08	●	8	8	8	8	LBMC3080 LBMD(E)2060 LBMD1020	M4.0X10	T15	
	10	●	10	10	10	10				
	10-F	●	10	10	10	10				
	12	●	12	12	12	12				
	16	●	16	16	16	16				

刀片型号	最小加工直径	有效加工深度	rε	库存
LBMD1020FLVB	1.0	2.0	0.00	●
LBMD1020FLPB05	1.0	2.0	0.05	●
LBMD1430FLVB	1.4	3.0	0.0	●
LBMD1430FLPB05	1.4	3.0	0.05	●
LBMD1730FLVB	1.7	3.0	0.0	●
LBMD1730FLPB05	1.7	3.0	0.05	●
LBMD2035FLVB	2.0	3.5	0.0	●
LBMD2035FLPB05	2.0	3.5	0.05	●
LBMD2335FLVB	2.3	3.5	0.0	●
LBMD2335FLPB05	2.3	3.5	0.05	●

刀片型号	最小加工直径	有效加工深度	rε	库存
LBMD1020FLVB	1.0	2.0	0.00	●
LBMD1020FLPB05	1.0	6.0	0.05	●
LBMD2060FLVB	2.0	6.0	0.0	●
LBMD2060FLPB05	2.0	6.0	0.05	●
LBME2060FLV	2.0	6.0	0.0	●
LBME2060FLP05	2.0	6.0	0.05	●
LBME2060FLVB	2.0	6.0	0.0	●
LBME2060FLPB05	2.0	6.0	0.05	●
LBMC3080FLV	3.0	8.0	0.0	●
LBMC3080FLP05	3.0	8.0	0.05	●
LBMC3080FLVB	3.0	8.0	0.0	●
LBMC3080FLPB05	3.0	8.0	0.05	●
LBMC3080FLV	3.0	8.0	0.0	●
LBMC3080FLPB05	3.0	8.0	0.05	●